




ECLIPSE 2 ROUND TILT

RECESSED ROUND TILT PINHOLE DOWNLIGHT LUMINAIRE

- Compatible with 20 NEST LED modules
- Colour temperature options: 2700K, 3000K, 4000K, 5000K
- Colour rendering index: 85 or 95
- Up to 50,000 hours L80 lamp life with LM80 tested LED chip packages
- Beam pattern options:
20Nest: 15°, 25°, 40°
- Luminous flux: 180lm to 480lm (depending on LED module)
- Supplied with integrated 24V DC, dimmable with external phase, 0-10V, DALI driver
- 54mm cutout
- +30° gimbal tilt
- ATePS™ Automated Thermal Protection System
- Interchangeable LED module system
- Optional IP54 seal, colour and light effect filters and honeycomb anti-glare louvre
- For the latest specifications please refer to the website

COLOUR OPTIONS



the information above is at nominal values accuracy of +/-7%
*ATePS™ Automated Thermal Protection System is the trademark of ELR



AVAILABLE OPTIONS

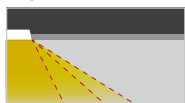
LED MODULE



20NEST

BEAM ANGLE

NEST



TEMPERATURE

2700K, 3000K, 4000K, 5000K

DRIVER



(ND)



(PH)



(AN)



(DA)



24V
(DC)

ACCESSORIES



HONEYCOMB
ANTI-GLARE
LOUVRE

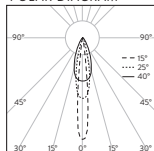


SOFT LENS

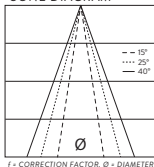


IP54

POLAR DIAGRAM



CONE DIAGRAM

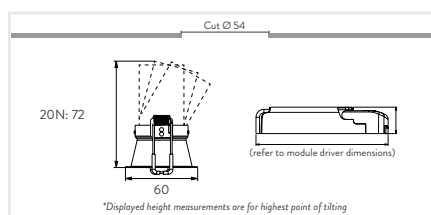


20 NEST

Meter	E _{max} (lx)			
	15°	25°	40°	
1	E (0°)	4623	2129	733
	Cone DØ (m)	0.26	0.43	0.59
2	E (0°)	1156	533	183
	Cone DØ (m)	0.52	0.86	1.18
3	E (0°)	514	237	81
	Cone DØ (m)	0.78	1.29	1.77

f = CORRECTION FACTOR, Ø = DIAMETER

DIMENSIONS (MM)



*Displayed height measurements are for highest point of tilting