

35 NEST ND+ PROFESSIONAL NON-DIM

6.4W HIGH EFFICACY
INTEGRATED LED MODULE
for PREMIUM RETAILS



- Feather weight construction, ~80 grams
- Class 2 LED module with integrated LED driver
- >90% efficiency LED driver
- >90 lm/W system efficacy at ProART
- Colour rendering index, ProART Ra>90, R9>50
- 3 steps MacAdam ellipse binning
- ATePS™ smart thermal dimming to protect LED lifetime*
- ComfyEYE aspect provides high quality uniform and comfort light with low stroboscopic optical flicker less than 1%**
- X-BEAM converging optical lens maximises luminaire light output ratio
- IP54
- Power factor > 0.9



*ATEPS™ Automated Thermal Protection System is the trademark of ELR.

**Optical flicker percentage is measured at maximum output.

APPLICATION

- Hotel and galleries
- Offices
- Retail, fashion stores and showroom
- Residential

TECHNOLOGY BENEFITS

- Superior light rendering quality offering balanced white with embedded green and red tone
- Excellent cost savings and quicker ROI
- Quick installation, no costly modification required
- Low maintenance
- Comfort, safety and no glass

AVAILABLE OPTIONS

DRIVER



(ND)

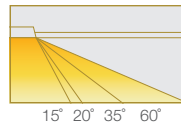
Professional Non-Dim

TEMPERATURE



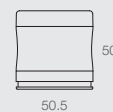
BEAM ANGLE

SINGLE CCT
35 NEST ND+



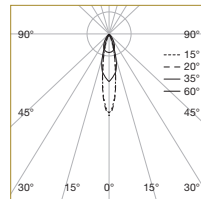
DIMENSIONS (MM)

*Displayed height measurements are for highest point of fitting.

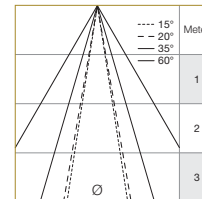


35 NEST ND+

POLAR DIAGRAM



CONE DIAGRAM



Ø = DIAMETER

	E _{max} (lx)			
	15°	20°	35°	60°
E (0°)	2677	2684	1578	610
Cone DØ (m)	0.33	0.34	0.58	1.15
E (0°)	669	671	395	153
Cone DØ (m)	0.67	0.68	1.15	2.31
E (0°)	297	298	175	68
Cone DØ (m)	1.00	1.03	1.73	3.45

SYSTEM SPECIFICATIONS

LED Lamp Power	LED System Power	Colour	Beam Angle	PROART CRI 95		Driver Options
				Intensity (cd)	Luminous Flux	
5.8W	6.4W	WARM : 2700K NATURAL : 3000K NATURAL : 3500K	60°	610	600	Professional Non-Dim
			35°	1580		
			20°	2680		
			15°	2680		

Data are based on 3000K. Nominal data of 2700K and 3500K are shared with 3000K. Higher CCT of 4000K and 5000K will have a nominal data value of 5% higher than published.

the table information is at nominal values accuracy of +/-7% nominal CRI ~95, equal to Ra >90-97, R9 > 50

DETAILS SPECIFICATION

Family Type	35 NEST ND+ Professional Non-Dim
Mains Voltage	220-240, 50Hz
Power factor	>0.9
Colour options	Black
Installation Compatibility	Compatible with most MR16 fittings. Optional AR70 and AR111 mounting brackets available.
Lifetime	50,000 hours (80% lumen maintenance at Ta = 25°C), B10
Dimming	Professional Non-Dimmable
Mains connection	100mm 2x0.75mm ² double insulated wires
Materials	Aluminium, plastic
Fire safety	Glow wire test 850°C, UL94V-0, VW-1
Flammability mark	F
IP Code (Module Only)	IP54
Safety class	Class 2
Accessories	AR70, AR111
Standards	IEC 62031, IEC 61347-2-13
Regulatory markings	CE, CB, RCM, CCC
Weight	~ 80g

LED MODULE				DRIVER
LED Power	Beam Angle	Colour Temp	CRI	Dimming
ELR35N 6.4W	—	—	—	—
15	15°	27 2700K	PA ProART	ND+ PRO Non-Dim
20	20°	30 3000K		
35	35°	35 3500K		
60	60°			

example: ELR35N.15.30.PA.ND+