

35 NEST WARM DIM

7.5W DIM-TO-WARM
INTEGRATED LED MODULE



- Feather weight construction, ~80 grams
- Class 2 LED module with integrated LED driver
- >55 lm/W system efficacy
- Colour rendering index, ProART Ra~95
- 3 steps MacAdam ellipse binning
- ATePS™ smart thermal dimming to protect LED lifetime*
- ComfyEYE aspect provides high quality uniform and comfort light with low stroboscopic optical flicker less than 5%**
- X-BEAM converging optical lens maximises luminaire light output ratio
- IP40 for 10° beam module, IP54 for 20°/35°/60° beam module
- Power factor > 0.9



*ATEPS™ Automated Thermal Protection System is the trademark of ELR.

APPLICATION

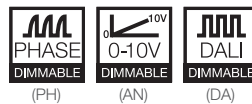
- Hotel and galleries
- Offices
- Retail, fashion stores and showroom
- Residential

TECHNOLOGY BENEFITS

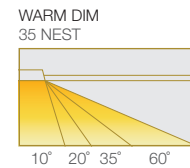
- Superior light rendering quality offering balanced white with embedded green and red tone
- Excellent cost savings and quicker ROI
- Quick installation, no costly modification required
- Low maintenance
- Comfort, safety and no glass

AVAILABLE OPTIONS

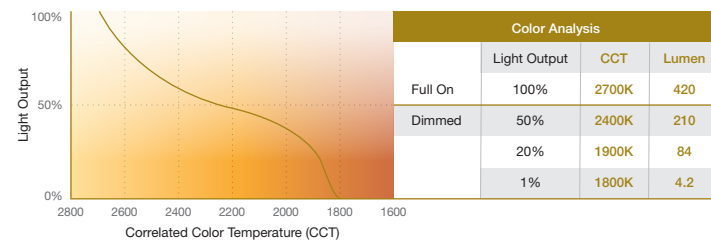
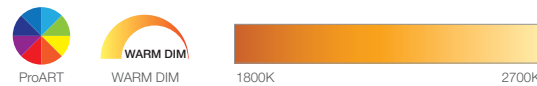
DRIVER



BEAM ANGLE

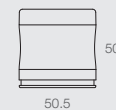


TEMPERATURE



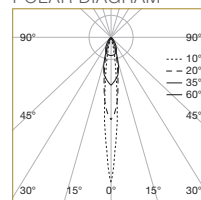
DIMENSIONS (MM)

*Displayed height measurements are for highest point of fitting.

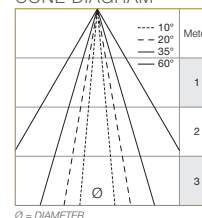


35 NEST WARM DIM

POLAR DIAGRAM



CONE DIAGRAM



	Emax (lx)			
	10°	20°	35°	60°
E (0°)	3345	1879	1105	383
Cone DØ (m)	0.19	0.34	0.58	1.15
E (0°)	836	470	276	96
Cone DØ (m)	0.37	0.68	1.15	2.31
E (0°)	372	209	123	43
Cone DØ (m)	0.56	1.03	1.73	3.45

SYSTEM SPECIFICATIONS

LED Lamp Power	LED System Power	Colour	CCT	Beam Angle	PROART CRI 95		Driver Options
					Intensity (cd)	Luminous Flux	
5.5W	7.5W	WARM DIM	2700K ~ 1800K	60°	380	420	PH, AN, DA
				35°	1100		
				20°	1880		
				10°	3340		

the table information is at nominal values accuracy of +/-7%
nominal CRI -95, equal to Ra >90-97, R9 > 50

DETAILS SPECIFICATION

Family Type	35 NEST WARM DIM Series
Mains Voltage	220-240, 50Hz
Power factor	>0.9
Colour options	Black
Installation Compatibility	Compatible with most MR16 fittings. Optional AR70 and AR111 mounting brackets available.
Lifetime	50,000 HOURS (80% lumen maintenance at Ta = 25C), B10
Dimming	Phase (triac) dimmer, 0-10V, DALI
Mains connection	100mm 2x0.75mm ² double insulated wires
Materials	Aluminium, plastic
Fire safety	Glow wire test 850C, UL94V-0, VW-1
Flammability mark	F
IP Code (Module Only)	IP40 (10° beam module), IP54 (20°/35°/60° beam module)
Safety class	Class 2
Accessories	AR70, AR111
Standards	IEC 62031, IEC 61347-2-13
Regulatory markings	CE, CB, RCM
Weight	~ 80g

LED MODULE				DRIVER
LED Power	Beam Angle	Colour Temp	CRI	Dimming
ELR35N 7.5W	—	—	—	—
	10 10°	WD WARM DIM	PA ProART	PH Phase
	20 20°			AN 0-10V
	35 35°			DA DALI
	60 60°			

example: ELR35N.35.WD.PA.PH