

50 PRO tuneWHITE™

12W TUNABLE WHITE
LED MODULE



- Feather weight construction, ~100 grams
- Class 2 LED module with external LED driver
- >80 lm/W module
- Colour rendering index, ProART Ra~95
- 3 steps MacAdam ellipse binning
- ATePS™ smart thermal dimming to protect LED lifetime*
- ComfyEYE aspect provides high quality uniform and comfort light with low stroboscopic optical flicker less than 5%**
- X-BEAM converging optical lens maximises luminaire light output ratio
- IP40



* ATePS™ Automated Thermal Protection System is the trademark of ELR

** Optical flicker percentage is measured at maximum output. ComfyEYE for NEST is only available with R45 all-in-one LED driver (PH, AN, DA) and 36V COB LED Chipsets

tuneWHITE™ is recommended to pair with Soft Lens for better colour mixing effect.

APPLICATION

- Hotel and galleries
- Offices
- Retail, fashion stores and showroom
- Residential

TECHNOLOGY BENEFITS

- Superior light rendering quality offering balanced white with embedded green and red tone
- Excellent cost savings and quicker ROI
- Quick installation, no costly modification required
- Low maintenance
- Comfort, safety and no glass

AVAILABLE OPTIONS

DRIVER

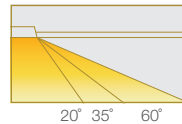


TEMPERATURE



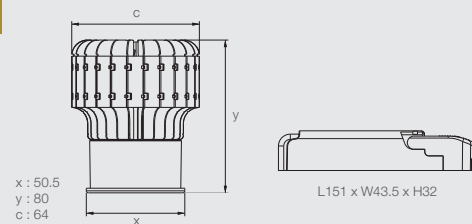
BEAM ANGLE

tuneWHITE™
50 PRO



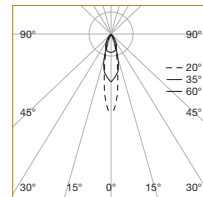
DIMENSIONS (MM)

*Displayed height measurements are for highest point of fitting.

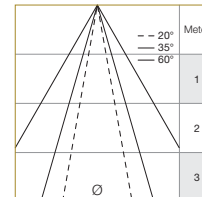


50 PRO flexiK / tuneWHITE™

POLAR DIAGRAM



CONE DIAGRAM



	Emax (lx)		
	20°	35°	60°
E (0°)	4473	2631	911
Cone DØ (m)	0.34	0.58	1.15
E (0°)	1118	658	228
Cone DØ (m)	0.68	1.15	2.31
E (0°)	497	292	101
Cone DØ (m)	1.03	1.73	3.45

Ø = DIAMETER

SYSTEM SPECIFICATIONS

LED Lamp Power	LED System Power	Colour	CCT	Beam Angle	PROART CRI 95		Driver Options
					Intensity (cd)	Luminous Flux	
12W	16.5W	tuneWHITE™	1800K ~ 4000K OR 2700K ~ 6500K	60°	910	1000	DA
				35°	2630		
				20°	4470		

the table information is at nominal values accuracy of +/-7%
nominal CRI ~95, equal to Ra >90-97, R9 > 50

DETAILS SPECIFICATION

Family Type	50 PRO tuneWHITE™ Series
Mains Voltage	220-240, 50Hz
Colour options	Black
Installation Compatibility	Compatible with most MR16 fittings. Optional AR70 and AR111 mounting brackets available.
Lifetime	50,000 hours (80% lumen maintenance at Ta = 35°C), B10
Dimming	DALI device type 8
Mains connection	Loop-in-loop-out terminals for convenient connection
Materials	Aluminium, plastic
Fire safety	Glow wire test 850°C, UL94V-0, VW-1
Flammability mark	F
IP Code (Module Only)	IP40
Safety class	Class 2
Accessories	AR70, AR111
Standards	IEC 62031, IEC 61347-2-13
Regulatory markings	CE, CB, RCM
Weight	~ 100g

LED MODULE				DRIVER	
LED Power	Beam Angle	Colour Temp	CRI	Dimming	
ELR50P 12W	—	—	—	—	
20	20°	TW18 tuneWHITE™ 1800K-4000K	PA ProART	DA DALI	
35	35°	TW27 tuneWHITE™ 2700K-6500K			
60	60°				

example: ELR50P.35.TW27.PA.DA