

500 PRO 48W LED MODULE



- Feather weight construction, ~760 grams
- Class 2 LED module with external LED driver
- >125 lm/W module
- Colour rendering index, Ra~85, ProART Ra~95
- 3 steps MacAdam ellipse binning
- ATePS™ smart thermal dimming to protect LED lifetime
- ComfyEYE aspect provides high quality uniform and comfort light with low stroboscopic optical flicker less than 5%**
- X-BEAM converging optical lens maximises luminaire light output ratio
- IP40



*ATEPS™ Automated Thermal Protection System is the trademark of ELR.

APPLICATION

- Hotel and galleries
- Offices
- Retail, fashion stores and showroom
- Residential

TECHNOLOGY BENEFITS

- Superior light rendering quality offering balanced white with embedded green and red tone
- Excellent cost savings and quicker ROI
- Quick installation, no costly modification required
- Low maintenance
- Comfort, safety and no glass

AVAILABLE OPTIONS

DRIVER

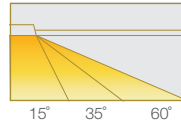


TEMPERATURE



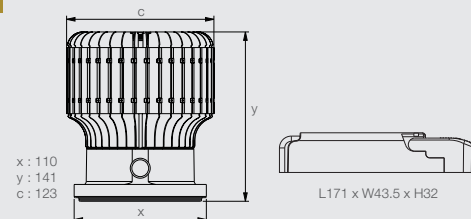
BEAM ANGLE

SINGLE CCT
300 PRO



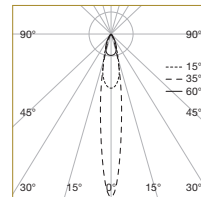
DIMENSIONS (MM)

*Displayed height measurements are for highest point of fitting.

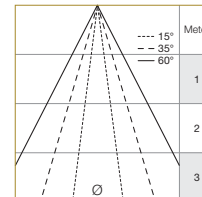


500 PRO

POLAR DIAGRAM



CONE DIAGRAM



Ø = DIAMETER

	E _{max} (lx)		
	15°	35°	60°
E (0°)	54031	17838	6958
Cone DØ (m)	0.27	0.59	1.02
E (0°)	13508	7928	1739
Cone DØ (m)	0.55	1.18	2.05
E (0°)	6003	1982	773
Cone DØ (m)	0.82	1.78	3.07

SYSTEM SPECIFICATIONS

LED Lamp Power	LED System Power	Colour	Beam Angle	STANDARD CRI 85		PROART CRI 95		Driver Options
				Intensity (cd)	Luminous Flux	Intensity (cd)	Luminous Flux	
48W	56W	WARM : 2700K	60°	6960	6000	5916	5100	ND, PH, AN, DA
		WARM : 3000K	35°	17840		15164		
		NATURAL : 3500K				45926		
		NATURAL : 4000K	15°	54030				
		COOL : 5000K						

Data are based on 3000K. Nominal data of 2700K and 3500K are shared with 3000K.
Higher CCT of 4000K and 5000K will have a nominal data value of 5% higher than published.

the table information is at nominal values accuracy of +/-7%
nominal CRI -85, equal to Ra >80-87, R9 > 0
nominal CRI -95, equal to Ra >90-97, R9 > 50

DETAILS SPECIFICATION

Family Type	500 PRO Series
Mains Voltage	220-240, 50Hz
Colour options	Black
Installation Compatibility	Compatible with AR111 mounting brackets
Lifetime	50,000 hours (80% lumen maintenance at Ta = 35C), B10
Dimming	Phase (triac) dimmer, 0-10V, DALI
Mains connection	Loop-in-loop-out terminals for convenient connection
Materials	Aluminium, plastic
Fire safety	Glow wire test 850C, UL94V-0, VW-1
Flammability mark	F
IP Code (Module Only)	IP40
Safety class	Class 2
Standards	IEC 62031, IEC 61347-2-13
Regulatory markings	CE, CB, RCM
Weight	~ 760g

LED MODULE				DRIVER
LED Power	Beam Angle	Colour Temp	CRI	Dimming
ELR500P 48W	—	—	—	—
15	15°	27 2700K	Standard	ND Non-Dim
35	35°	30 3000K	PA ProART	PH Phase
60	60°	35 3500K		AN 0-10V
		40 4000K		DA DALI
		50 5000K		

example: ELR500P.15.40.PH