

COIN 24CV

4.5W 24V DC CONSTANT VOLTAGE LOW HEIGHT LED MODULE



- Multiple LED modules can be driven by a single LED driver
- Feather weight construction, ~60 grams
- Class 2 LED module with external 24V DC constant voltage LED driver
- >125 lm/W module
- Colour rendering index: ProART Ra~95, Standard Ra~85
- 3 steps MacAdam ellipse binning
- ATePS™ smart thermal dimming built-in LED module to protect LED lifetime*
- X-BEAM converging optical lens maximises luminaire light output ratio
- IP40



*ATePS™ Automated Thermal Protection System is the trademark of ELR.

APPLICATION

- Hotel and galleries
- Offices
- Retail, fashion stores and showroom
- Residential

TECHNOLOGY BENEFITS

- Superior light rendering quality offering balanced white with embedded green and red tone
- Excellent cost savings and quicker ROI
- Quick installation, no costly modification required
- Low maintenance
- Comfort, safety and no glass

AVAILABLE OPTIONS

DRIVER



(24V)

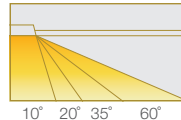
COLOUR TEMPERATURE



ProART

BEAM ANGLE

SINGLE CCT
COIN

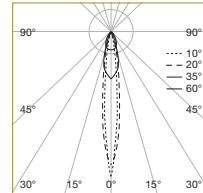


DIMENSIONS (MM)

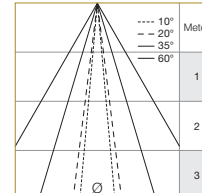


COIN

POLAR DIAGRAM



CONE DIAGRAM



Ø = DIAMETER

	Emax (lx)			
	10°	20°	35°	60°
E (0°)	3584	3295	1499	519
Cone DØ (m)	0.19	0.26	0.58	1.15
E (0°)	896	824	375	130
Cone DØ (m)	0.37	0.51	1.15	2.31
E (0°)	398	366	167	58
Cone DØ (m)	0.56	0.77	1.73	3.45

SYSTEM SPECIFICATIONS

Module	LED Lamp Power	Colour Temperature	Beam Angle	STANDARD CRI 85		PROART CRI 95	
				Intensity (cd)	Luminous Flux (lm)	Intensity (cd)	Luminous Flux (lm)
COIN 24CV	4.5W	WARM : 2700K	60°	510	570	434	485
		WARM : 3000K	35°	1490		1267	
		NATURAL : 3500K	20°	3290	450	2797	383
		NATURAL : 4000K	10°	3580		3043	
		COOL : 5000K					

Data are based on 3000K. Nominal data of 2700K and 3500K are shared with 3000K. Higher CCT of 4000K and 5000K will have a nominal data value of 5% higher than published.

the table information is at nominal values accuracy of +/-7% nominal CRI -85, equal to Ra >80-87, R9 > 0 nominal CRI -95, equal to Ra >90-97, R9 > 50

DETAILS SPECIFICATION

Family Type	COIN Series
Input Voltage	24V DC Constant Voltage
Input Current	190mA
Colour	Black
Installation Compatibility	Compatible with ELR size-3 fixtures or most MR16 fittings, ELR size-4 fixtures or most AR70 fittings with optional mounting brackets
Lifetime	50,000 hours (80% lumen maintenance at Ta = 35°C), B10
Dimming	Compatible with phase (leading & trailing edge), 0-10V, DALI or DMX dimmable 24V DC constant voltage drivers
Materials	Aluminium, plastic
Fire Safety	Glow wire test 850°C, UL94V-0, VW-1
Flammability Mark	F
IP Code	IP40
Safety Class	Class 2
Standards	IEC 62031
Regulatory Markings	CE, RoHS
Weight	~ 60g

ORDERING MATRIX CHART

LED MODULE			
LED Power	Beam Angle	Colour Temp	CRI
ELRCOIN-24CV 4.5W	10 10°	27 2700K	Standard
	20 20°	30 3000K	PA ProART
	35 35°	35 3500K	
	60 60°	40 4000K	
		50 5000K	

example: ELRCOIN-24CV.20.30

*Drivers for 24CV LED modules are sold separately.