

NARROW SPOT ACCESSORY FOR 20 PRO / 20 CLASSIC


8 DEGREE NARROW SPOT CRISP BEAM ACCESSORY



Compatible with Veco-2 Fixtures



Beam Angle:
8° Crisp Beam





RECESSED

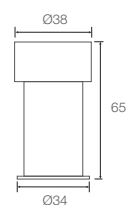


PROTRUDE

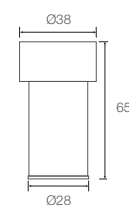
SPECIFICATIONS

Family Type	Accessory
Colour	Black
Module Compatibility	Compatible with ELR 20 Pro / Classic single CCT LED modules (40° only).
Fixture Compatibility	Compatible with Veco-2 fixtures.
Beam Angles	Narrow focal spot (8°)
Weight	55g

DIMENSIONS (MM)



(Recessed)



(Protrude)

20 PRO

Height (m)		Emax (lx)	
		8°	
1	E(0°)	2095	
	Cone Ø (m)	0.14	
2	E(0°)	524	
	Cone Ø (m)	0.27	
3	E(0°)	233	
	Cone Ø (m)	0.41	
4	E(0°)	131	
	Cone Ø (m)	0.54	
5	E(0°)	84	
	Cone Ø (m)	0.68	

Correction Factor: 20C - f = 0.78

Data are based on 3000K (High Efficiency ProART CRI-95). Nominal data of 2700K and 3500K are shared with 3000K.
Higher CCT of 4000K and 5000K will have a nominal data value of 5% higher than published. (f = 1.05)
ProART98 CRI-98 will have a nominal data value of 30% lower than published. (f = 0.70)

Nominal CRI-95, equals to Ra>90-97, R9>50
Nominal CRI-98, equals to Ra>97-99, R9>93

ORDERING MATRIX CHART

Accessory			
Type		Mounting	
NSA20	Narrow Spot Accessory for 20 Series LED Modules	P	Protrude
		R	Recessed

example: NSA20.P