



WP25F IP67 IK10

PRESSURE PROOF LINEAR LUMINAIRE



AVAILABLE OPTIONS

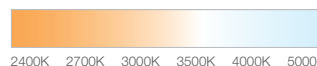
COLOUR OPTIONS

SILVER ANODIZED

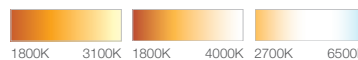


CCT OPTIONS

SINGLE CCT



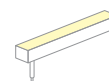
tuneWHITE



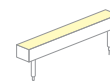
RGBW



WIRE END & EXIT CONFIGURATIONS OPTIONS



Single Wire End, Rear Exit

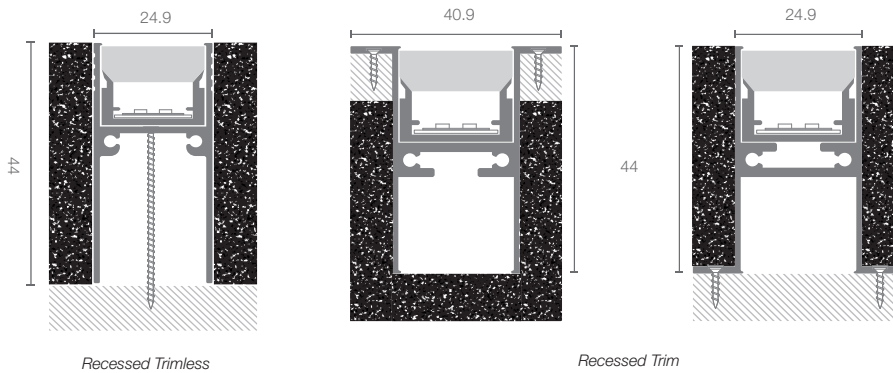


Double Wire End, Rear Exit

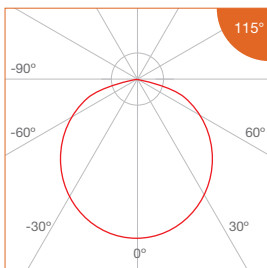
Pressure Proof Luminaire_Facade Lighting

Profile Type	24.9mm width aluminium linear profile
Profile Finishing	Silver Anodised
Cover	Diffused
Light Uniformity	Dot-less
Mounting	Recessed Trim, Recessed Trimless
Beam Angle	115°
Power Options	Single CCT - 15W/m, 10W/m, 5W/m tuneWHITE - 15W/m per Channel, 10W/m per Channel, 5W/m per Channel RGBW - 15W/m, 10W/m, 5W/m
CRI	ProART (CRI~95) *Ra>90, R9>50
SDCM	3 step MacAdam ellipse binning
Lifetime	Up to 50,000 hours L80 lamp life at Ta = 25°C
Voltage	24V DC
Length Options	CCT: 508mm, 1008mm, 1508mm, 2008mm TW/RGBW: 512mm, 1012mm, 1512mm, 2012mm
Operating Temperature	Ta (min) = -20°C, Ta (max) = +50°C
Wire Connection	Supplied with insulated IP67 wires and connector at 200mm length
IP Rating	IP67
IK Rating	IK10 (Can withstand 5kg of free fall object dropping from 0.4m height)
Profile LOR	50% (Frosted diffuser)

DIMENSIONS (MM)



PHOTOMETRICS





Pressure Proof Luminaire_Facade Lighting

SPECIFICATIONS

• Single CCT

CCT	Efficacy (lm/W)	Luminous Flux per meter (lm/m)		
		15W/m	10W/m	5W/m
2400K	45.6	684	458	226
2700K				
3000K				
3500K	53.0	795	533	262
4000K				
5000K				
Correction Factor		1.00	0.67	0.33

• tuneWHITE 1800K - 3100K

CCT	Efficacy (lm/W)	Luminous Flux per meter (lm/m)		
		15W/m/Ch	10W/m/Ch	5W/m/Ch
1800K	40.3	604	405	199
3100K	53.0	795	533	262
Correction Factor		1.00	0.67	0.33

• tuneWHITE 1800K - 4000K

CCT	Efficacy (lm/W)	Luminous Flux per meter (lm/m)		
		15W/m/Ch	10W/m/Ch	5W/m/Ch
1800K	40.3	604	405	199
4000K	53.0	795	533	262
Correction Factor		1.00	0.67	0.33

• tuneWHITE 2700K - 6500K

CCT	Efficacy (lm/W)	Luminous Flux per meter (lm/m)		
		15W/m/Ch	10W/m/Ch	5W/m/Ch
2700K	53.0	795	533	262
6500K	55.7	835	559	275
Correction Factor		1.00	0.67	0.33

• RGBW

CCT	Efficacy (lm/W)	Luminous Flux per meter (lm/m)			RGB Wavelength (nm) / White CCT
		15W/m/Ch	10W/m/Ch	5W/m/Ch	
Red	25.0	63	42	21	620 - 630
		(@2.52W)	(@1.68W)	(@0.84W)	
Green	38.1	136	91	45	515 - 525
		(@3.57W)	(@2.38W)	(@1.19W)	
Blue	10.1	36	24	12	460 - 470
		(@3.57W)	(@2.38W)	(@1.19W)	
White	59.2	316	212	104	3000K 6500K
		(@5.34W)	(@3.56W)	(@1.78W)	
Correction Factor		1.00	0.67	0.33	



ORDERING MATRIX

Profile	Finishing		Mounting		Cover		Length		LED Module Power & CCT				Wire End & Exit Configuration		Ingress Protection						
	SL	Silver Anodised	T	Trim	D	Diffused	508	508mm	15	15W/m	24	2400K	SR	Single Wire End, Rear Exit	IP67	IP67					
WP25F	SL	Silver Anodised	T	Trim	D	Diffused	1008	1008mm	Single CCT	10	10W/m	27	2700K	DR	Double Wire End, Rear Exit						
										5	5W/m	30	3000K								
										2008	2008mm	35	3500K					40	4000K	50	5000K
												tuneWHITE	15PC					15W/m/Ch	TW1831	tuneWHITE 1800K-3100K	
													10PC					10W/m/Ch	TW2765	tuneWHITE 2700K-6500K	
													5PC					5W/m/Ch			
									2012	2012mm	RGBW		15					15W/m	RGBW30	RGBW(3000K)	
												10	10W/m					RGBW60	RGBW(6000K)		
												5	5W/m								

Example: WP25F-SL-X-D-1008-5-30-SR-IP67
 WP25F Profile, Silver Anodised, Trimless, Diffused cover, 1008mm, with FM6 - 5W/m, 3000K, Single Wire End at Rear Exit, IP67, Including 2 x End Cap