

LYNX 12 FIX

24W SLIM LINEAR
RECESSED DOWNLIGHT



- Compact, linear, stylish construction
- Supplied with non-dimmable or phase/0-10V/DALI dimmable LED driver
- >100 lm/W module
- Colour rendering index: 85 or 95
- Colour temperature options: 2700K, 3000K, 3500K, 4000K, 5000K
- Beam pattern options: 13°, 29°, 41°, 60°, 16°x36°
- 3 steps MacAdam ellipse binning
- Uniform and comfort light
- ComfyEYE, reduced flicker percentage
- IP20
- 298mm x 36mm cutout



** Optical flicker percentage is measured at maximum output.

FIXTURE COLOUR OPTIONS



Matt White
RAL9003



Matt Black
RAL9011

AVAILABLE OPTIONS

DRIVER



(ND)



(PH)



(AN)



(DA)

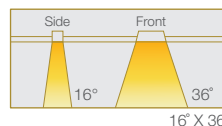
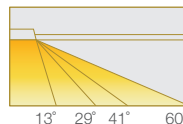
COLOUR TEMPERATURE



ProART

BEAM ANGLE

LYNX



SYSTEM SPECIFICATIONS

LED Power	System Power	Colour Temperature	Beam Angle	STANDARD CRI 85		PROART CRI 95		Driver Options
				Intensity (cd)	Luminous Flux (lm)	Intensity (cd)	Luminous Flux (lm)	
24W	30W	WARM : 2700K WARM : 3000K NATURAL : 3500K NATURAL : 4000K COOL : 5000K	16°x36°	14100	2400	11985	2040	ND, PH, AN, DA
			60°	2630		2236		
			41°	4290		3647		
			29°	8840		7514		
			13°	47310		40214		

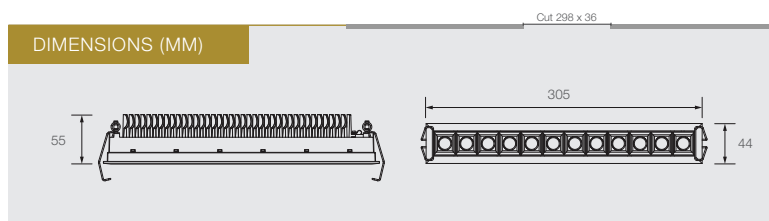
Data are based on 3000K. Nominal data of 2700K and 3500K are shared with 3000K. Higher CCT of 4000K and 5000K will have a nominal data value of 5% higher than published.

the table information is at nominal values accuracy of +/-7% nominal CRI ~85, equal to Ra >80-87, R9 > 0 nominal CRI ~95, equal to Ra >90-97, R9 > 50

DETAILS SPECIFICATION

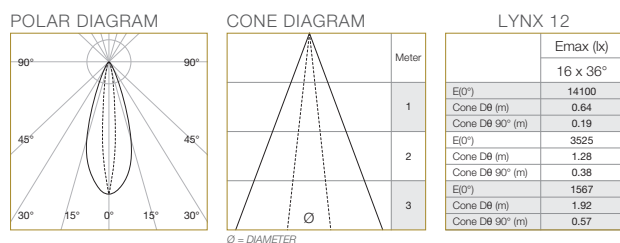
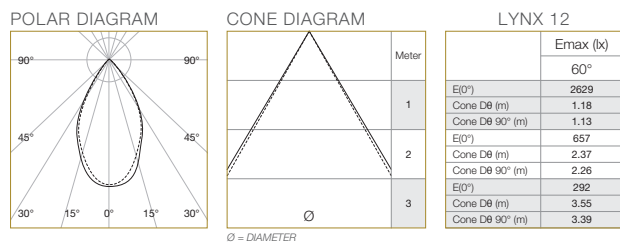
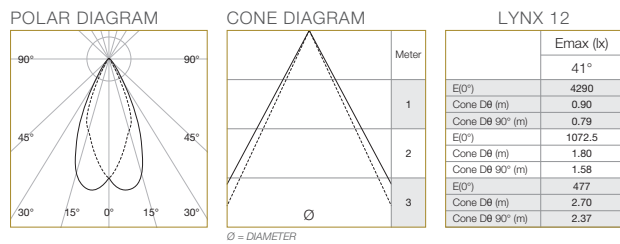
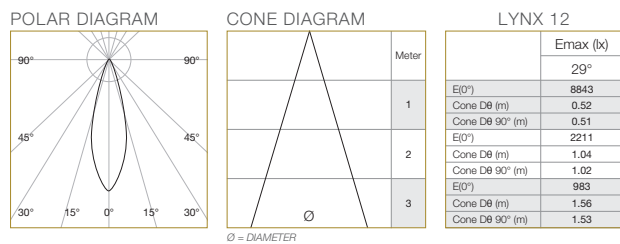
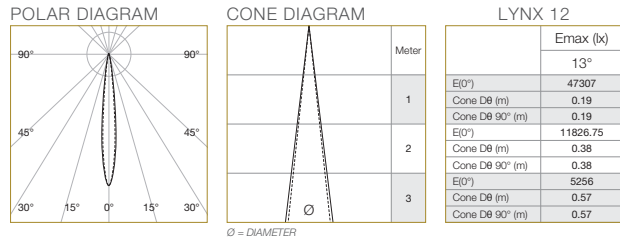
Family Type	LYNX Series
Mains Voltage	220-240V for PH, 100-240V for ND/AN/DA
Lifetime	50,000 hours (80% lumen maintenance at Ta = 25°C)
Dimming	Phase (leading & trailing edge), 0-10V, DALI
Mains Connection	Push fit terminal connection
Materials	Aluminium, plastic
Fire Safety	Glow wire test 850°C, UL94V-0, VW-1
Flammability Mark	F
IP Code	IP20
Safety Class	Class 2
Standards	IEC 60598-1, IEC 61347-2-13
Regulatory Markings	CE, CB, CCC, RCM, BIS, TIS, SIRIM-ST, RoHS
Weight	0.6kg

DIMENSIONS (MM)



PHOTOMETRICS

LYNX 12



LYNX

ORDERING MATRIX CHART

FIXTURE				LED MODULE				DRIVER
Type	Trim Options	Angle	Colour	LED Power	Beam Angle	Colour Temp	CRI	Dimming
LYNX-12	—	—	—	—	—	—	—	—
	Trim	FX Fix	WH Matt White	24 24W	13 13°	27 2700K	Standard	ND Non-Dim
	X Trimless	TL Tilt	MB Matt Black		29 29°	30 3000K	PA ProART	PH Phase
**Trimless option is valid for fix angle only.					41 41°	35 3500K		AN 0-10V
					60 60°	40 4000K		DA DALI
					16x36 16°x36°	50 5000K		

example: LYNX-12.X.FX.WH.24.29.30.PH

FIXTURE			LED MODULE				DRIVER
Type	Ingress Protection	Colour	LED Power	Beam Angle	Colour Temp	CRI	Dimming
LYNX-12	—	—	—	—	—	—	—
	IP IP66	WH Matt White	24 24W	13 13°	27 2700K	Standard	ND Non-Dim
		MB Matt Black		29 29°	30 3000K	PA ProART	PH Phase
				41 41°	35 3500K		AN 0-10V
				60 60°	40 4000K		DA DALI
				16x36 16°x36°	50 5000K		

example: LYNX-12.IP.WH.24.29.30.PH