

LYNX 4 FIX

8W SLIM LINEAR RECESSED DOWNLIGHT



- Compact, linear, stylish construction
- Supplied with non-dimmable or phase/0-10V/DALI dimmable LED driver
- >100 lm/W module
- Colour rendering index: 85 or 95
- Colour temperature options: 2700K, 3000K, 3500K, 4000K, 5000K
- Beam pattern options: 13°, 29°, 41°, 60°, 16°x36°
- 3 steps MacAdam ellipse binning
- Uniform and comfort light
- ComfyEYE, reduced flicker percentage
- IP20
- 105mm x 36mm cutout



** Optical flicker percentage is measured at maximum output.

FIXTURE COLOUR OPTIONS



Matt White
RAL9003



Matt Black
RAL9011

AVAILABLE OPTIONS

DRIVER



(ND)



(PH)



(AN)



(DA)

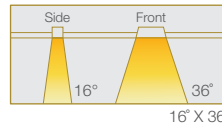
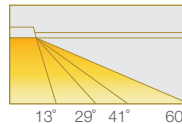
COLOUR TEMPERATURE



ProART

BEAM ANGLE

LYNX



SYSTEM SPECIFICATIONS

LED Power	System Power	Colour Temperature	Beam Angle	STANDARD CRI 85		PROART CRI 95		Driver Options
				Intensity (cd)	Luminous Flux (lm)	Intensity (cd)	Luminous Flux (lm)	
8W	10W	WARM : 2700K WARM : 3000K NATURAL : 3500K NATURAL : 4000K COOL : 5000K	16°x36°	4190	820	3562	697	ND, PH, AN, DA
			60°	860		731		
			41°	1520		1292		
			29°	2860		2431		
			13°	15170		12895		

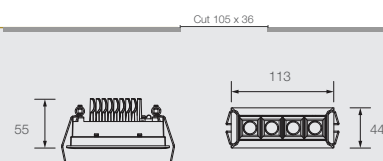
Data are based on 3000K. Nominal data of 2700K and 3500K are shared with 3000K.
Higher CCT of 4000K and 5000K will have a nominal data value of 5% higher than published.

the table information is at nominal values accuracy of +/-7%
nominal CRI ~85, equal to Ra >80-87, R9 > 0
nominal CRI ~95, equal to Ra >90-97, R9 > 50

DETAILS SPECIFICATION

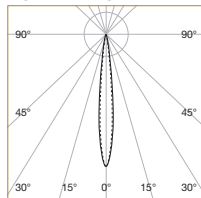
Family Type	LYNX Series
Mains Voltage	220-240V for PH, 100-240V for ND/AN/DA
Lifetime	50,000 hours (80% lumen maintenance at Ta = 25°C)
Dimming	Phase (leading & trailing edge), 0-10V, DALI
Mains Connection	Push fit terminal connection
Materials	Aluminium, plastic
Fire Safety	Glow wire test 850°C, UL94V-0, VW-1
Flammability Mark	F
IP Code	IP20
Safety Class	Class 2
Standards	IEC 60598-1, IEC 61347-2-13
Regulatory Markings	CE, CB, CCC, RCM, BIS, RoHS
Weight	0.2kg

DIMENSIONS (MM)

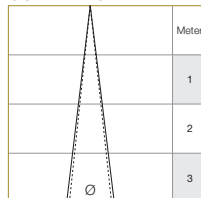


LYNX 4 & LYNX 8

POLAR DIAGRAM



CONE DIAGRAM



Ø = DIAMETER

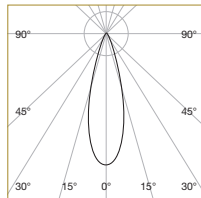
LYNX 4

	Emax (lx)
	13°
E(0°)	15170
Cone DØ (m)	0.21
Cone DØ 90° (m)	0.18
E(0°)	3793
Cone DØ (m)	0.42
Cone DØ 90° (m)	0.36
E(0°)	1686
Cone DØ (m)	0.63
Cone DØ 90° (m)	0.54

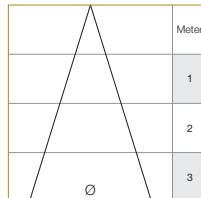
LYNX 8

	Emax (lx)
	13°
E(0°)	25546
Cone DØ (m)	0.20
Cone DØ 90° (m)	0.19
E(0°)	6386.5
Cone DØ (m)	0.40
Cone DØ 90° (m)	0.38
E(0°)	2838
Cone DØ (m)	0.60
Cone DØ 90° (m)	0.57

POLAR DIAGRAM



CONE DIAGRAM



Ø = DIAMETER

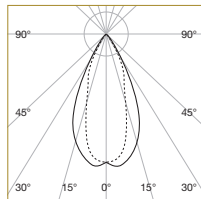
LYNX 4

	Emax (lx)
	29°
E(0°)	2858
Cone DØ (m)	0.54
Cone DØ 90° (m)	0.53
E(0°)	715
Cone DØ (m)	1.08
Cone DØ 90° (m)	1.06
E(0°)	318
Cone DØ (m)	1.62
Cone DØ 90° (m)	1.59

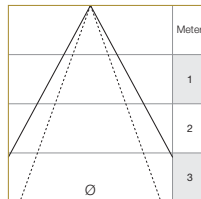
LYNX 8

	Emax (lx)
	29°
E(0°)	6361
Cone DØ (m)	0.51
Cone DØ 90° (m)	0.51
E(0°)	1590
Cone DØ (m)	1.02
Cone DØ 90° (m)	1.02
E(0°)	707
Cone DØ (m)	1.53
Cone DØ 90° (m)	1.53

POLAR DIAGRAM



CONE DIAGRAM



Ø = DIAMETER

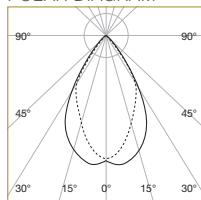
LYNX 4

	Emax (lx)
	41°
E(0°)	1519
Cone DØ (m)	0.92
Cone DØ 90° (m)	0.62
E(0°)	380
Cone DØ (m)	1.84
Cone DØ 90° (m)	1.24
E(0°)	169
Cone DØ (m)	2.76
Cone DØ 90° (m)	1.86

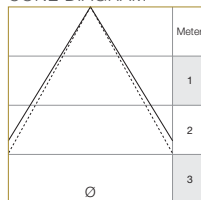
LYNX 8

	Emax (lx)
	41°
E(0°)	3135
Cone DØ (m)	0.91
Cone DØ 90° (m)	0.80
E(0°)	783.75
Cone DØ (m)	1.82
Cone DØ 90° (m)	1.60
E(0°)	348
Cone DØ (m)	2.73
Cone DØ 90° (m)	2.40

POLAR DIAGRAM



CONE DIAGRAM



Ø = DIAMETER

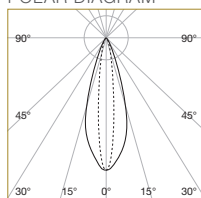
LYNX 4

	Emax (lx)
	60°
E(0°)	859
Cone DØ (m)	1.23
Cone DØ 90° (m)	1.13
E(0°)	215
Cone DØ (m)	2.45
Cone DØ 90° (m)	2.25
E(0°)	95
Cone DØ (m)	3.69
Cone DØ 90° (m)	3.39

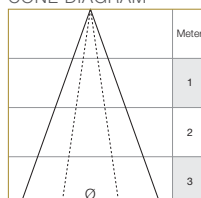
LYNX 8

	Emax (lx)
	60°
E(0°)	1831
Cone DØ (m)	1.15
Cone DØ 90° (m)	1.13
E(0°)	458
Cone DØ (m)	2.31
Cone DØ 90° (m)	2.26
E(0°)	203
Cone DØ (m)	3.45
Cone DØ 90° (m)	3.39

POLAR DIAGRAM



CONE DIAGRAM



Ø = DIAMETER

LYNX 4

	Emax (lx)
	16 x 36°
E(0°)	4194
Cone DØ (m)	0.61
Cone DØ 90° (m)	0.25
E(0°)	1049
Cone DØ (m)	1.22
Cone DØ 90° (m)	0.50
E(0°)	466
Cone DØ (m)	1.83
Cone DØ 90° (m)	0.75

LYNX 8

	Emax (lx)
	16 x 36°
E(0°)	9462
Cone DØ (m)	0.62
Cone DØ 90° (m)	0.23
E(0°)	2366
Cone DØ (m)	1.24
Cone DØ 90° (m)	0.46
E(0°)	1051
Cone DØ (m)	1.86
Cone DØ 90° (m)	0.69

FIXTURE				LED MODULE				DRIVER
Type	Trim Options	Angle	Colour	LED Power	Beam Angle	Colour Temp	CRI	Dimming
LYNX-2	—	—	—	—	—	—	—	—
	Trim	FX Fix	WH Matt White	4 4W	13 13°	27 2700K	Standard	ND Non-Dim
	X Trimless	TL Tilt	MB Matt Black		29 29°	30 3000K	PA ProART	PH Phase
<div style="border: 1px dashed black; padding: 2px;"> **Trimless option is valid for fix angle only. </div>					41 41°	35 3500K		AN 0-10V
					60 60°	40 4000K		DA DALI
				16x36 16°x36°	50 5000K			

example: LYNX-2.X.FX.WH.4.29.30.PH

FIXTURE				LED MODULE				DRIVER
Type	Trim Options	Angle	Colour	LED Power	Beam Angle	Colour Temp	CRI	Dimming
LYNX-4	—	—	—	—	—	—	—	—
	Trim	FX Fix	WH Matt White	8 8W	13 13°	27 2700K	Standard	ND Non-Dim
	X Trimless	TL Tilt	MB Matt Black		29 29°	30 3000K	PA ProART	PH Phase
<div style="border: 1px dashed black; padding: 2px;"> **Trimless option is valid for fix angle only. </div>					41 41°	35 3500K		AN 0-10V
					60 60°	40 4000K		DA DALI
				16x36 16°x36°	50 5000K			

example: LYNX-4.X.FX.WH.8.29.30.PH

FIXTURE				LED MODULE				DRIVER
Type	Trim Options	Angle	Colour	LED Power	Beam Angle	Colour Temp	CRI	Dimming
LYNX-8	—	—	—	—	—	—	—	—
	Trim	FX Fix	WH Matt White	16 16W	13 13°	27 2700K	Standard	ND Non-Dim
	X Trimless	TL Tilt	MB Matt Black		29 29°	30 3000K	PA ProART	PH Phase
<div style="border: 1px dashed black; padding: 2px;"> **Trimless option is valid for fix angle only. </div>					41 41°	35 3500K		AN 0-10V
					60 60°	40 4000K		DA DALI
				16x36 16°x36°	50 5000K			

example: LYNX-8.X.FX.WH.16.29.30.PH