


# BEEM RAIL FLAT MINI

1.5W FLAT SYMMETRIC  
HANDRAIL LIGHT

**ELR**<sup>®</sup>



FIXTURE COLOUR  Chrome

- Compact and stylish construction
- >85lm/W module
- Colour rendering index: 85
- Colour temperature options: 2700K, 3000K, 4000K
- Beam pattern options: Symmetric 60°
- Uniform and comfort light
- IP67
- Ø24mm cutout with M25x1.0 drill bit / Ø25mm cutout (with lock nut)

## AVAILABLE OPTIONS

DRIVER



(24V)

COLOUR TEMPERATURE



BEAM ANGLE

SYMMETRIC

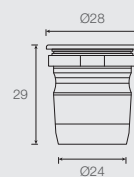
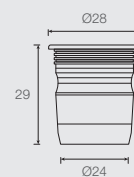


60°

## DIMENSIONS (MM)

Cut Ø24 with M25x1.0 drill bit

Cut Ø25



Suitable for square handrail size of >50x50mm  
with material thickness of 0.8-3mm

### SYSTEM SPECIFICATIONS

			STANDARD CRI 85	
LED Lamp Power	Colour Temperature	Beam Angle	Intensity (cd)	Luminous Flux (lm)
1.5W	WARM : 2700K WARM : 3000K NATURAL : 4000K	Symmetric : 60°	102	128

Data are based on 3000K. Nominal data of 2700K and 3500K are shared with 3000K. Higher CCT of 4000K and 5000K will have a nominal data value of 5% higher than published.

the table information is at nominal values accuracy of +/-7% nominal CRI =85, equal to Ra >80-87, R9 > 0

### DETAILS SPECIFICATION

Family Type	Beem Rail Series
Mains Voltage	24V DC
Lifetime	50,000 hours (80% lumen maintenance at Ta = 25°C)
Mains Connection	Terminals for convenient connection
Materials	Stainless steel, plastic
IP Code	IP67
Safety Class	Class 3
Regulatory Markings	CE, RoHS
Weight	0.06kg

### ORDERING MATRIX CHART

FIXTURE			LED MODULE			
Type	Angle	Colour	LED Power	Beam Angle	Colour Temp	CRI
<b>BEEML-FLAT-MINI</b>	—	—	—	—	—	—
	<b>SYM</b> Symmetric	<b>CR</b> Chrome	<b>1</b> 1.5W	<b>60</b> 60°	<b>27</b> 2700K	Standard
					<b>30</b> 3000K	
					<b>40</b> 4000K	

example: BEEML-FLAT-MINI.SYM.CR.1.60.27