


BEEM RAIL FLAT

1.5 WATTS FLAT
ASYMMETRIC HANDRAIL
LIGHT



FIXTURE
COLOUR OPTIONS



Silver
Anodized



Matt Black

- Compact, Recessed, stylish construction
- >73 lm/W module
- Colour rendering index: 85
- Colour temperature options: 2700K, 3000K, 4000K
- Optical tilt: 30°, Beam spread: 60°
- Uniform and comfort light
- Ø33mm cutout
- IP67

AVAILABLE OPTIONS

DRIVER

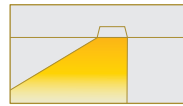


(24V)

TEMPERATURE



BEAM ANGLE

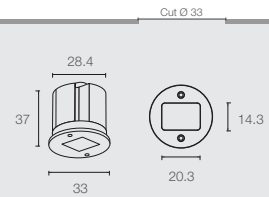


60°

DIMENSIONS (MM)

**Displayed height measurements are for highest point of tilting.*

Square handrail
- >=50 X 50mm
- thickness 0.8-3mm



SYSTEM SPECIFICATIONS

LED Lamp Power	Colour	Beam Angle	STANDARD CRI 85	
			Intensity (cd)	Luminous Flux
1.5W	WARM : 2700K WARM : 3000K NATURAL : 4000K	60°	54	110

Data are based on 3000K. Nominal data of 2700K and 3500K are shared with 3000K.
Higher CCT of 4000K and 5000K will have a nominal data value of 5% higher than published.

the table information is at nominal values accuracy of +/-7% nominal CRI -85, equal to Ra >80-87, R9 > 0 nominal CRI -95, equal to Ra >90-97, R9 > 50

DETAILS SPECIFICATION

Family Type	Beem Rail Series
Mains voltage	24V DC
Colour options	Silver Anodized, Matt Black
Installation Compatibility	Beem Rail Flat
Lifetime	50,000 HOURS (80% lumen maintenance at Ta = 25°C)
Mains connection	Screw terminal connection
Materials	Aluminium
Flammability mark	F
IP code	IP67
Safety class	Class 3
Weight	0.08kgs
Dimensions	Ø33 x L39.5mm
Warranty	3 Years

FIXTURE		LED MODULE				
Type	Colour	LED Power	Beam Angle	Colour Temp	CRI	
BEEMRAIL-FLAT	SA Silver Anodized	1 1.5W	60 60°	27 2700K	Standard	
	MB Matt Black			30 3000K		
					40 4000K	

example: BEEMRAIL-FLAT.SA.1.60.27