


ECHO ECLIPSE

1.5W MINI LED STEP LIGHT



FIXTURE
COLOUR OPTIONS



Silver
Anodized



Matt Black

- Compact, Recessed, stylish construction
- >28 lm/W module
- Colour rendering index: 85
- Colour temperature options: 2700K, 3000K, 4000K
- Beam pattern options: 40°
- Uniform and comfort light
- Ø32mm cutout
- IP67


AVAILABLE OPTIONS

DRIVER



(24V)

TEMPERATURE



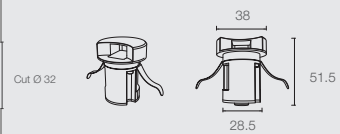
BEAM ANGLE



40°

DIMENSIONS (MM)

**Displayed height measurements are for highest point of tilting.*



SYSTEM SPECIFICATIONS

LED Lamp Power	Colour	Beam Angle	STANDARD CRI 85	
			Intensity (cd)	Luminous Flux
1.5W	WARM : 2700K WARM : 3000K NATURAL : 4000K	40°	69	43

Data are based on 3000K. Nominal data of 2700K and 3500K are shared with 3000K. Higher CCT of 4000K and 5000K will have a nominal data value of 5% higher than published. the table information is at nominal values accuracy of +/-7% nominal CRI -85, equal to Ra >80-87, R9 > 0 nominal CRI -95, equal to Ra >90-97, R9 > 50

DETAILS SPECIFICATION

Family Type	Echo Series
Mains voltage	24V DC
Colour options	Silver Anodized, Matt Black
Installation Compatibility	Echo Eclipse
Lifetime	50,000 HOURS (80% lumen maintenance at Ta = 25°C)
Mains connection	Screw terminal connection
Materials	Aluminum 6063-T5
IP code	IP67
Safety class	Class 3
Weight	0.05kgs
Dimensions	Ø38 x 51.5mm
Warranty	3 Years

FIXTURE		LED MODULE			
Type	Colour	LED Power	Beam Angle	Colour Temp	CRI
ECHO-ECLIPSE	---	---	---	---	---
SA	Silver Anodized	1 1.5W	40 40°	27 2700K	Standard
MB	Matt Black			30 3000K	
				40 4000K	

example: ECHO-ECLIPSE.SA.1.40.27