

# ECLIO 3 ROUND FIX

RECESSED ROUND FIX  
PINHOLE DOWNLIGHT  
LUMINAIRE



FIXTURE  
COLOUR OPTIONS

- Matt White RAL9003
- Matt Black RAL9011

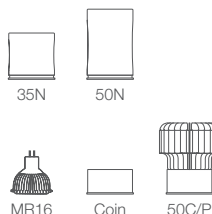
*tuneWHITE™ and flexiK are recommended to be paired with Soft Lens for better colour mixing effect.*

- Compatible with Coin, MR16, 35 and 50 series LED modules
- Colour temperature options: 2700K, 3000K, 3500K, 4000K, 5000K, WARM DIM, flexiK, tuneWHITE™
- Colour rendering index: 85 or 95
- Up to 50,000 hours L80 lamp life with LM80 tested LED chip packages
- Beam pattern options: 10°, 15°, 20°, 35°, 60° (depending on LED module)
- Luminous flux: 350lm to 1500lm (depending on LED module)
- Supplied with non-dimmable or phase/0-10V/DALI dimmable LED driver
- Ø70mm cutout
- Pinhole aperture Ø37mm
- ATePS™ Automated Thermal Protection System
- ComfyEYE, reduced flicker percentage
- X-BEAM, maximising light output ratio with converging optical lens
- Interchangeable LED module system
- Optional Comfort Pro, linear spread lens, IP54 seal, colour, light effect filters and honeycomb anti-glare louvre

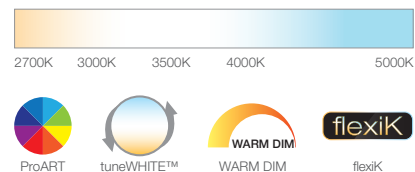


## AVAILABLE OPTIONS

### LED MODULE



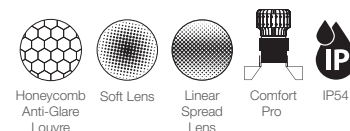
### COLOUR TEMPERATURE



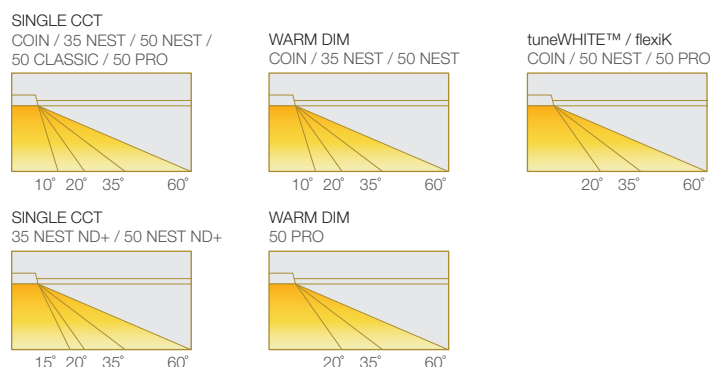
### DRIVER



### ACCESSORIES

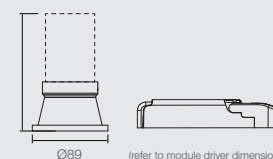


### BEAM ANGLE



## DIMENSIONS (MM)

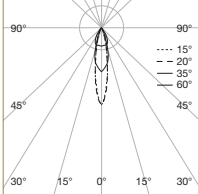
Coin : 50  
35N : 74  
50N : 100  
50C/P : 100  
MR16 : 74



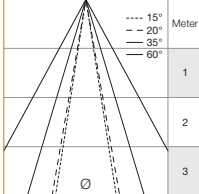
# ECLIO 3

### 50 NEST ND+

POLAR DIAGRAM



CONE DIAGRAM



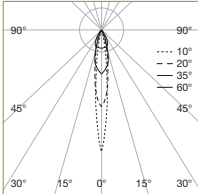
Ø = DIAMETER

	E <sub>max</sub> (lx)			
	15°	20°	35°	60°
E (0°)	3814	3824	2249	779
Cone DØ (m)	0.33	0.35	0.58	1.09
E (0°)	954	956	562	195
Cone DØ (m)	0.67	0.69	1.17	2.17
E (0°)	424	425	250	87
Cone DØ (m)	1.00	1.04	1.75	3.26

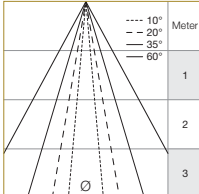
Correction Factor : 35Nest ND+ - f = 0.67

### 50 NEST WARM DIM

POLAR DIAGRAM



CONE DIAGRAM



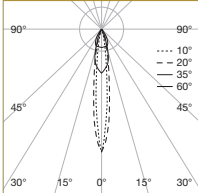
Ø = DIAMETER

	E <sub>max</sub> (lx)			
	10°	20°	35°	60°
E (0°)	4389	2465	1449	502
Cone DØ (m)	0.19	0.35	0.58	1.09
E (0°)	1097	616	362	126
Cone DØ (m)	0.37	0.69	1.17	2.17
E (0°)	488	274	161	56
Cone DØ (m)	0.55	1.04	1.75	3.25

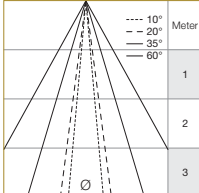
Correction Factor : 35N WD - f = 0.72  
COIN WD - f = 0.60

### 50 PRO

POLAR DIAGRAM



CONE DIAGRAM



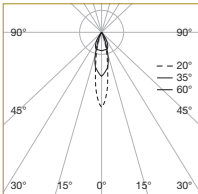
Ø = DIAMETER

	E <sub>max</sub> (lx)			
	10°	20°	35°	60°
E (0°)	9836	9043	3998	1385
Cone DØ (m)	0.19	0.26	0.58	1.09
E (0°)	2459	2261	1000	346
Cone DØ (m)	0.38	0.51	1.17	2.17
E (0°)	1093	1005	444	154
Cone DØ (m)	0.57	0.77	1.75	3.25

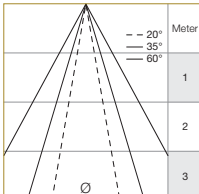
Correction Factor : 50C - f = 0.79  
50N - f = 0.61  
35N - f = 0.45  
Coin - f = 0.36

### 50 PRO WARM DIM

POLAR DIAGRAM



CONE DIAGRAM

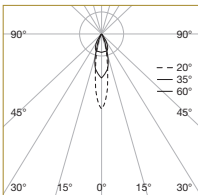


Ø = DIAMETER

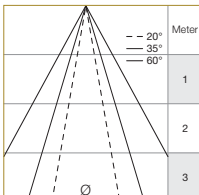
	E <sub>max</sub> (lx)		
	20°	35°	60°
E (0°)	5439	3199	1108
Cone DØ (m)	0.35	0.58	1.09
E (0°)	1360	800	277
Cone DØ (m)	0.69	1.17	2.17
E (0°)	604	355	123
Cone DØ (m)	1.04	1.75	3.25

### 50 PRO tuneWHITE™ / flexiK

POLAR DIAGRAM



CONE DIAGRAM



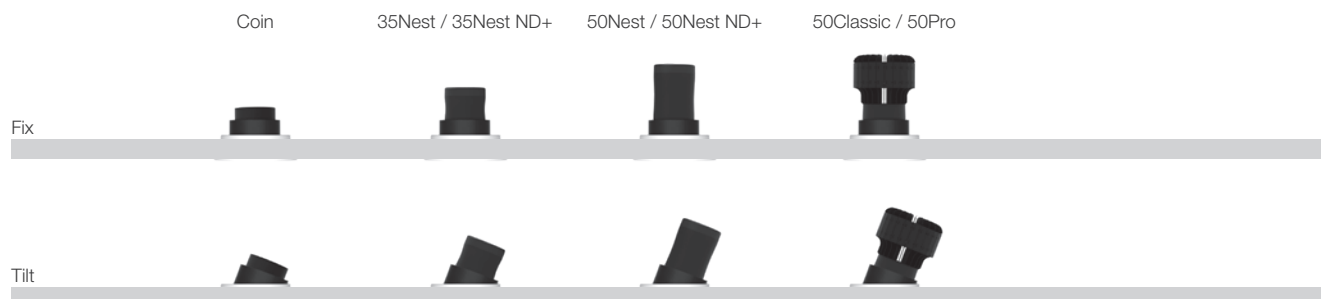
Ø = DIAMETER

	E <sub>max</sub> (lx)		
	20°	35°	60°
E (0°)	4249	2499	866
Cone DØ (m)	0.35	0.58	1.09
E (0°)	1062	625	216
Cone DØ (m)	0.69	1.17	2.17
E (0°)	472	278	96
Cone DØ (m)	1.04	1.75	3.26

Correction Factor : 50N TWIK - f = 0.60  
Coin TWIK - f = 0.36

# ECLIO 3

## ORDERING MATRIX CHART



FIXTURE					SINGLE CCT LED MODULE				DRIVER	
Type	Shape	Angle	Colour	Accessories	LED Power	Beam Angle	Colour Temp	CRI	Dimming	
<b>ECLIO-3</b>										
	<b>RD</b> Round	<b>FX</b> Fix	<b>WH</b> Matt White	None	<b>COIN</b> 4.5W	<b>10</b> 10°	<b>27</b> 2700K	Standard	<b>ND</b> Non-Dim	
	<b>SQ</b> Square	<b>TL</b> Tilt	<b>MB</b> Matt Black	<b>AGL</b> Anti-Glare Louvre	<b>35N</b> 5.5W	<b>20</b> 20°	<b>30</b> 3000K	<b>PA</b> ProART	<b>PH</b> Phase	
				<b>SL</b> Soft Lens	<b>50N</b> 7.5W	<b>35</b> 35°	<b>35</b> 3500K		<b>AN</b> 0-10V	
				<b>LSL</b> Linear Spread Lens	<b>50C</b> 10W	<b>60</b> 60°	<b>40</b> 4000K		<b>DA</b> DALI	
				<b>CP</b> Comfort Pro	<b>50P</b> 12W		<b>50</b> 5000K			
				<b>IP</b> IP54	<b>35N</b> 5.8W	<b>15</b> 15°	<b>27</b> 2700K	<b>PA</b> ProART	<b>ND+<sup>PRO</sup></b> Non-Dim	
					<b>50N</b> 8.7W	<b>20</b> 20°	<b>30</b> 3000K			
						<b>35</b> 35°	<b>35</b> 3500K			
						<b>60</b> 60°				
<b>WARM DIM LED MODULE</b>									<b>DRIVER</b>	
	<b>COIN</b> 4.5W	<b>10</b> 10°	<b>WD</b> WARM DIM	<b>PA</b> ProART	<b>PH</b> Phase					
	<b>35N</b> 5.5W	<b>20</b> 20°			<b>AN</b> 0-10V					
	<b>50N</b> 7.5W	<b>35</b> 35°			<b>DA</b> DALI					
	<b>50P</b> 12W	<b>60</b> 60°								
<i>*10° Beam angle option is only available with Coin, 35N and 50N WARM DIM LED Modules.</i>										
<b>tuneWHITE™ LED MODULE</b>									<b>DRIVER</b>	
	<b>COIN</b> 4.5W	<b>20</b> 20°	<b>TW18</b> tuneWHITE™ 1800K-4000K	<b>PA</b> ProART	<b>DA</b> DALI					
	<b>50N</b> 7.5W	<b>35</b> 35°	<b>TW27</b> tuneWHITE™ 2700K-6500K							
	<b>50P</b> 12W	<b>60</b> 60°								
<b>flexiK LED MODULE</b>									<b>DRIVER</b>	
	<b>COIN</b> 4.5W	<b>20</b> 20°	<b>FK##</b> flexiK	<b>PA</b> ProART	<b>PH</b> Phase					
	<b>50N</b> 7.5W	<b>35</b> 35°			<b>AN</b> 0-10V					
	<b>50P</b> 12W	<b>60</b> 60°			<b>DA</b> DALI					

example: ECLIO-3.RD.TL.WH.SL.35N.20.27.DA

\*Custom RAL colour options available.

## denotes the first two digits of preferred CCT ranging from 1800K to 6500K by increment of 100K.