


ECLIO 3 SQUARE TILT

RECESSED SQUARE TILT
PINHOLE DOWNLIGHT
LUMINAIRE

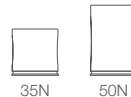


- Compatible with Coin, MR16, 35 and 50 series LED modules
- Colour temperature options: 2700K, 3000K, 3500K, 4000K, 5000K, WARM DIM, flexiK, tuneWHITE™
- Colour rendering index: 85 or 95
- Up to 50,000 hours L80 lamp life with LM80 tested LED chip packages
- Beam pattern options: 10°, 15°, 20°, 35°, 60° (depending on LED module)
- Luminous flux: 350lm to 1500lm (depending on LED module)
- Supplied with non-dimmable or phase/0-10V/DALI dimmable LED driver
- Ø70mm cutout
- Pinhole aperture 34mm x 34mm
- +30° tilt
- ATePS™ Automated Thermal Protection System
- ComfyEYE, reduced flicker percentage
- X-BEAM, maximising light output ratio with converging optical lens
- Interchangeable LED module system
- Optional Comfort Pro, linear spread lens, IP54 seal, colour, light effect filters and honeycomb anti-glare louvre



AVAILABLE OPTIONS

LED MODULE



35N

50N



MR16

Coin

50C/P

COLOUR TEMPERATURE



ProART



tuneWHITE™



WARM DIM



flexiK

DRIVER



(ND)



(PH)



(AN)



(DA)

ACCESSORIES



Honeycomb Anti-Glare Louvre



Soft Lens



Linear Spread Lens



Comfort Pro

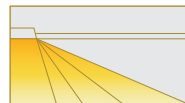


IP54

BEAM ANGLE

SINGLE CCT

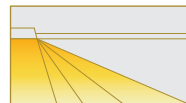
COIN / 35 NEST / 50 NEST / 50 CLASSIC / 50 PRO



10° 20° 35° 60°

WARM DIM

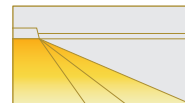
COIN / 35 NEST / 50 NEST



10° 20° 35° 60°

tuneWHITE™ / flexiK

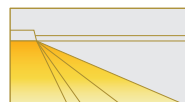
COIN / 50 NEST / 50 PRO



20° 35° 60°

SINGLE CCT

35 NEST ND+ / 50 NEST ND+



15° 20° 35° 60°

WARM DIM

50 PRO

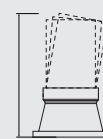


20° 35° 60°

DIMENSIONS (MM)

*Displayed height measurements are for highest point of tilting.

Coin	: 59
35N	: 80
50N	: 103
50C/P	: 106
MR16	: 80



83 x 83

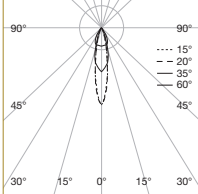


(refer to module driver dimensions)

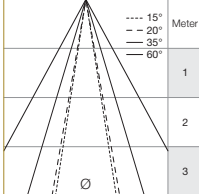
ECLIO 3

50 NEST ND+

POLAR DIAGRAM



CONE DIAGRAM



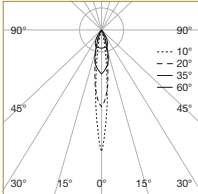
	E _{max} (lx)			
	15°	20°	35°	60°
E (0°)	3814	3824	2249	779
Cone DØ (m)	0.33	0.35	0.58	1.09
E (0°)	954	956	562	195
Cone DØ (m)	0.67	0.69	1.17	2.17
E (0°)	424	425	250	87
Cone DØ (m)	1.00	1.04	1.75	3.26

Ø = DIAMETER

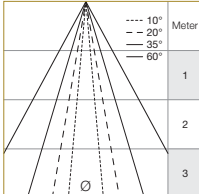
Correction Factor : 35Nest ND+ - f = 0.87

50 NEST WARM DIM

POLAR DIAGRAM



CONE DIAGRAM



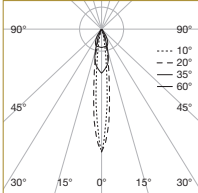
	E _{max} (lx)			
	10°	20°	35°	60°
E (0°)	4389	2465	1449	502
Cone DØ (m)	0.19	0.35	0.58	1.09
E (0°)	1097	616	362	126
Cone DØ (m)	0.37	0.69	1.17	2.17
E (0°)	488	274	161	56
Cone DØ (m)	0.55	1.04	1.75	3.25

Ø = DIAMETER

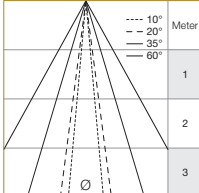
Correction Factor : 35N WD - f = 0.72
COIN WD - f = 0.60

50 PRO

POLAR DIAGRAM



CONE DIAGRAM



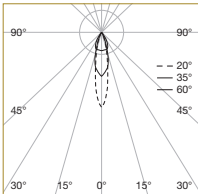
	E _{max} (lx)			
	10°	20°	35°	60°
E (0°)	9836	9043	3998	1385
Cone DØ (m)	0.19	0.26	0.58	1.09
E (0°)	2459	2261	1000	346
Cone DØ (m)	0.38	0.51	1.17	2.17
E (0°)	1093	1005	444	154
Cone DØ (m)	0.57	0.77	1.75	3.25

Ø = DIAMETER

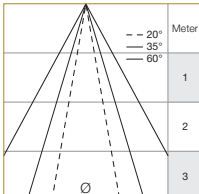
Correction Factor : 50C - f = 0.79
50N - f = 0.61
35N - f = 0.45
Coin - f = 0.36

50 PRO WARM DIM

POLAR DIAGRAM



CONE DIAGRAM

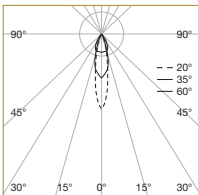


	E _{max} (lx)		
	20°	35°	60°
E (0°)	5439	3199	1108
Cone DØ (m)	0.35	0.58	1.09
E (0°)	1360	800	277
Cone DØ (m)	0.69	1.17	2.17
E (0°)	604	355	123
Cone DØ (m)	1.04	1.75	3.25

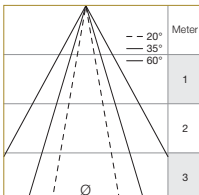
Ø = DIAMETER

50 PRO tuneWHITE™ / flexiK

POLAR DIAGRAM



CONE DIAGRAM



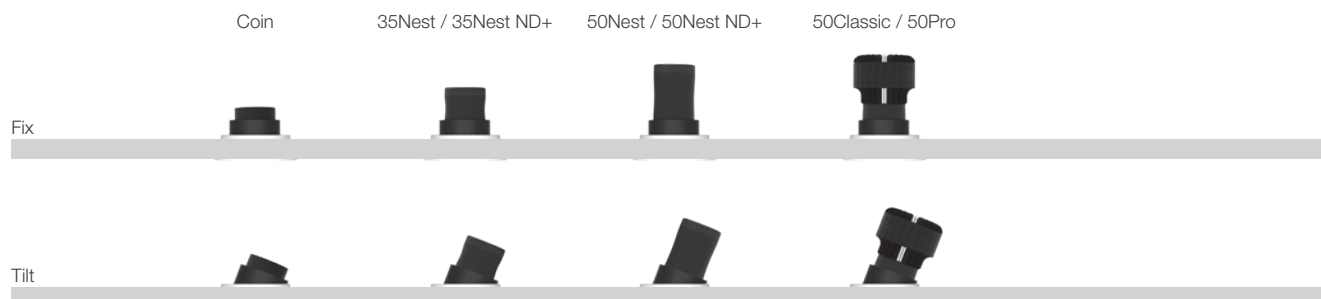
	E _{max} (lx)		
	20°	35°	60°
E (0°)	4249	2499	866
Cone DØ (m)	0.35	0.58	1.09
E (0°)	1062	625	216
Cone DØ (m)	0.69	1.17	2.17
E (0°)	472	278	96
Cone DØ (m)	1.04	1.75	3.26

Ø = DIAMETER

Correction Factor : 50N TWIK - f = 0.60
Coin TWIK - f = 0.36

ECLIO 3

ORDERING MATRIX CHART



FIXTURE					SINGLE CCT LED MODULE				DRIVER	
Type	Shape	Angle	Colour	Accessories	LED Power	Beam Angle	Colour Temp	CRI	Dimming	
ECLIO-3										
	RD Round	FX Fix	WH Matt White	None	COIN 4.5W	10 10°	27 2700K	Standard	ND Non-Dim	
	SQ Square	TL Tilt	MB Matt Black	AGL Anti-Glare Louvre	35N 5.5W	20 20°	30 3000K	PA ProART	PH Phase	
				SL Soft Lens	50N 7.5W	35 35°	35 3500K		AN 0-10V	
				LSL Linear Spread Lens	50C 10W	60 60°	40 4000K		DA DALI	
				CP Comfort Pro	50P 12W		50 5000K			
				IP IP54	35N 5.8W	15 15°	27 2700K	PA ProART	ND+^{PRO} Non-Dim	
					50N 8.7W	20 20°	30 3000K			
						35 35°	35 3500K			
						60 60°				
WARM DIM LED MODULE									DRIVER	
	COIN 4.5W	10 10°	WD WARM DIM	PA ProART	PH Phase					
	35N 5.5W	20 20°			AN 0-10V					
	50N 7.5W	35 35°			DA DALI					
	50P 12W	60 60°								
<i>*10° Beam angle option is only available with Coin, 35N and 50N WARM DIM LED Modules.</i>										
tuneWHITE™ LED MODULE									DRIVER	
	COIN 4.5W	20 20°	TW18 tuneWHITE™ 1800K-4000K	PA ProART	DA DALI					
	50N 7.5W	35 35°	TW27 tuneWHITE™ 2700K-6500K							
	50P 12W	60 60°								
flexiK LED MODULE									DRIVER	
	COIN 4.5W	20 20°	FK## flexiK	PA ProART	PH Phase					
	50N 7.5W	35 35°			AN 0-10V					
	50P 12W	60 60°			DA DALI					

example: ECLIO-3.RD.TL.WH.SL.35N.20.27.DA

*Custom RAL colour options available.

denotes the first two digits of preferred CCT ranging from 1800K to 6500K by increment of 100K.