


## ANTARES 3 ROUND FIX

RECESSED ROUND FIX  
DOWNLIGHT LUMINAIRE



**FIXTURE  
COLOUR OPTIONS**

-  Matt White RAL9003
-  Matt Black RAL9011

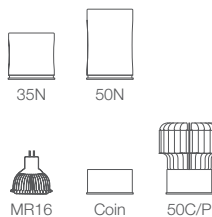
*tuneWHITE™ and flexiK are recommended to be paired with Soft Lens for better colour mixing effect.*

- Compatible with Coin, MR16, 35 and 50 series LED modules
- Colour temperature options: 2700K, 3000K, 3500K, 4000K, 5000K, WARM DIM, flexiK, tuneWHITE™
- Colour rendering index: 85 or 95
- Up to 50,000 hours L80 lamp life with LM80 tested LED chip packages
- Beam pattern options: 10°, 15°, 20°, 35°, 60° (depending on LED module)
- Luminous flux: 350lm to 1500lm (depending on LED module)
- Supplied with non-dimmable or phase/0-10V/DALI dimmable LED driver
- Ø83mm cutout
- ATePS™ Automated Thermal Protection System
- ComfyEYE, reduced flicker percentage
- X-BEAM, maximising light output ratio with converging optical lens
- Interchangeable LED module system
- Optional Comfort Pro, linear spread lens, IP54 seal, colour, light effect filters and honeycomb anti-glare louvre



### AVAILABLE OPTIONS

#### LED MODULE



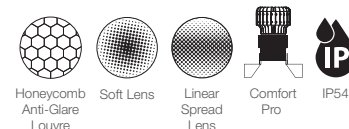
#### COLOUR TEMPERATURE



#### DRIVER



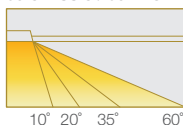
#### ACCESSORIES



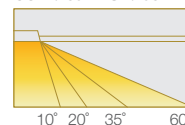
#### BEAM ANGLE

##### SINGLE CCT

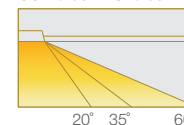
COIN / 35 NEST / 50 NEST / 50 CLASSIC / 50 PRO



WARM DIM  
COIN / 35 NEST / 50 NEST

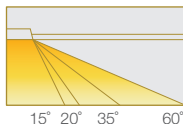


tuneWHITE™ / flexiK  
COIN / 50 NEST / 50 PRO



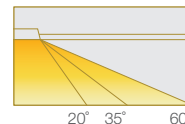
##### SINGLE CCT

35 NEST ND+ / 50 NEST ND+



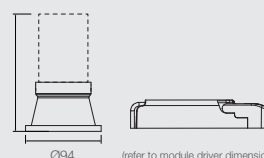
##### WARM DIM

50 PRO



### DIMENSIONS (MM)

Coin : 62  
35N : 86  
50N : 112  
50C/P : 112  
MR16 : 86

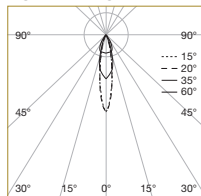


(refer to module driver dimensions)

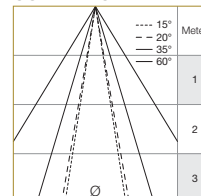
# ANTARES 3

### 50 NEST ND+

POLAR DIAGRAM



CONE DIAGRAM



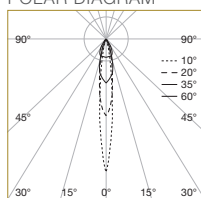
Ø = DIAMETER

	E <sub>max</sub> (lx)			
	15°	20°	35°	60°
E (0°)	3734	3744	2202	763
Cone DØ (m)	0.33	0.34	0.6	1.22
E (0°)	933	936	550	191
Cone DØ (m)	0.65	0.68	1.19	2.43
E (0°)	415	416	245	85
Cone DØ (m)	0.99	1.03	1.79	3.65

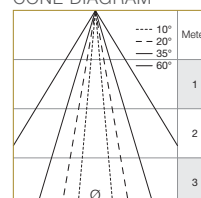
Correction Factor : 35Nest ND+ - f = 0.67

### 50 NEST WARM DIM

POLAR DIAGRAM



CONE DIAGRAM



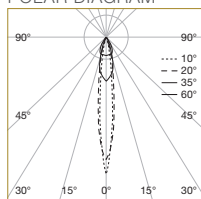
Ø = DIAMETER

	E <sub>max</sub> (lx)			
	10°	20°	35°	60°
E (0°)	4296	2413	1419	491
Cone DØ (m)	0.19	0.34	0.6	1.22
E (0°)	1074	603	355	123
Cone DØ (m)	0.37	0.68	1.19	2.43
E (0°)	477	268	158	55
Cone DØ (m)	0.56	1.03	1.79	3.65

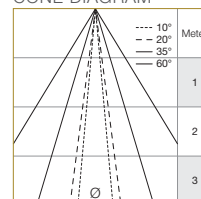
Correction Factor : 35N WD - f = 0.72  
COIN WD - f = 0.60

### 50 PRO

POLAR DIAGRAM



CONE DIAGRAM



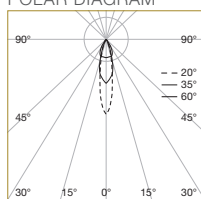
Ø = DIAMETER

	E <sub>max</sub> (lx)			
	10°	20°	35°	60°
E (0°)	9629	8852	3914	1356
Cone DØ (m)	0.19	0.26	0.60	1.22
E (0°)	2407	2213	979	339
Cone DØ (m)	0.37	0.51	1.19	2.43
E (0°)	1070	984	435	151
Cone DØ (m)	0.56	0.77	1.79	3.65

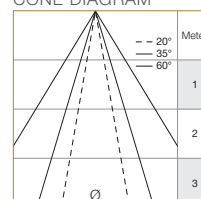
Correction Factor : 50C - f = 0.79  
50N - f = 0.61  
35N - f = 0.45  
Coin - f = 0.36

### 50 PRO WARM DIM

POLAR DIAGRAM



CONE DIAGRAM

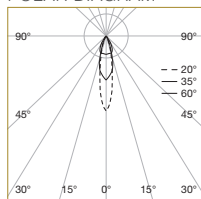


Ø = DIAMETER

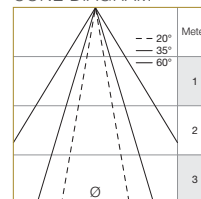
	E <sub>max</sub> (lx)		
	20°	35°	60°
E (0°)	5325	3131	1085
Cone DØ (m)	0.34	0.60	1.22
E (0°)	1331	783	271
Cone DØ (m)	0.68	1.19	2.43
E (0°)	592	348	121
Cone DØ (m)	1.03	1.79	3.65

### 50 PRO tuneWHITE™ / flexiK

POLAR DIAGRAM



CONE DIAGRAM




Ø = DIAMETER

	E <sub>max</sub> (lx)		
	20°	35°	60°
E (0°)	4160	2446	847
Cone DØ (m)	0.34	0.60	1.22
E (0°)	1040	612	212
Cone DØ (m)	0.68	1.19	2.43
E (0°)	462	272	94
Cone DØ (m)	1.03	1.79	3.65

Correction Factor : 50N TWIK - f = 0.60  
Coin TWIK - f = 0.36

# ANTARES 3

## ORDERING MATRIX CHART



FIXTURE					SINGLE CCT LED MODULE				DRIVER	
Type	Shape	Angle	Colour	Accessories	LED Power	Beam Angle	Colour Temp	CRI	Dimming	
<b>ANTARES-3</b>										
	<b>RD</b> Round	<b>FX</b> Fix	<b>WH</b> Matt White	None	<b>COIN</b> 4.5W	<b>10</b> 10°	<b>27</b> 2700K	Standard	<b>ND</b> Non-Dim	
		<b>TL</b> Tilt	<b>MB</b> Matt Black	<b>AGL</b> Anti-Glare Louvre	<b>35N</b> 5.5W	<b>20</b> 20°	<b>30</b> 3000K	<b>PA</b> ProART	<b>PH</b> Phase	
				<b>SL</b> Soft Lens	<b>50N</b> 7.5W	<b>35</b> 35°	<b>35</b> 3500K		<b>AN</b> 0-10V	
				<b>LSL</b> Linear Spread Lens	<b>50C</b> 10W	<b>60</b> 60°	<b>40</b> 4000K		<b>DA</b> DALI	
				<b>CP</b> Comfort Pro	<b>50P</b> 12W		<b>50</b> 5000K			
				<b>IP</b> IP54	<b>35N</b> 5.8W	<b>15</b> 15°	<b>27</b> 2700K	<b>PA</b> ProART	<b>ND+<sup>PRO</sup></b> Non-Dim	
					<b>50N</b> 8.7W	<b>20</b> 20°	<b>30</b> 3000K			
						<b>35</b> 35°	<b>35</b> 3500K			
						<b>60</b> 60°				
<b>WARM DIM LED MODULE</b>								<b>DRIVER</b>		
	<b>COIN</b> 4.5W	<b>10</b> 10°	<b>WD</b> WARM DIM	<b>PA</b> ProART	<b>PH</b> Phase					
	<b>35N</b> 5.5W	<b>20</b> 20°			<b>AN</b> 0-10V					
	<b>50N</b> 7.5W	<b>35</b> 35°			<b>DA</b> DALI					
	<b>50P</b> 12W	<b>60</b> 60°								
<i>*10° Beam angle option is only available with Coin, 35N and 50N WARM DIM LED Modules.</i>										
<b>tuneWHITE™ LED MODULE</b>								<b>DRIVER</b>		
	<b>COIN</b> 4.5W	<b>20</b> 20°	<b>TW18</b> tuneWHITE™ 1800K-4000K	<b>PA</b> ProART	<b>DA</b> DALI					
	<b>50N</b> 7.5W	<b>35</b> 35°	<b>TW27</b> tuneWHITE™ 2700K-6500K							
	<b>50P</b> 12W	<b>60</b> 60°								
<b>flexiK LED MODULE</b>								<b>DRIVER</b>		
	<b>COIN</b> 4.5W	<b>20</b> 20°	<b>FK##</b> flexiK	<b>PA</b> ProART	<b>PH</b> Phase					
	<b>50N</b> 7.5W	<b>35</b> 35°			<b>AN</b> 0-10V					
	<b>50P</b> 12W	<b>60</b> 60°			<b>DA</b> DALI					

\*\*IP54 seal accessory is valid for fix angle fixtures only.

example: ANTARES-3.RD.TL.WH.AGL.50P.60.27.DA  
 \*Custom RAL colour options available.

## denotes the first two digits of preferred CCT ranging from 1800K to 6500K by increment of 100K.