

PAVO 3 ROUND TILT

RECESSED ROUND TILT
TRIMLESS DOWNLIGHT
LUMINAIRE



FIXTURE
COLOUR OPTIONS

-  Matt White RAL9003
-  Matt Black RAL9011

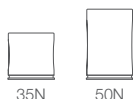
tuneWHITE™ and flexiK are recommended to be paired with Soft Lens for better colour mixing effect.

- Compatible with Coin, MR16, 35 and 50 series LED modules
- Colour temperature options: 2700K, 3000K, 3500K, 4000K, 5000K, WARM DIM, flexiK, tuneWHITE™
- Colour rendering index: 85 or 95
- Up to 50,000 hours L80 lamp life with LM80 tested LED chip packages
- Beam pattern options: 10°, 15°, 20°, 35°, 60° (depending on LED module)
- Luminous flux: 350lm to 1500lm (depending on LED module)
- Supplied with non-dimmable or phase/0-10V/DALI dimmable LED driver
- Ø83mm cutout
- +/-30° tilt
- ATePS™ Automated Thermal Protection System
- ComfyEYE, reduced flicker percentage
- X-BEAM, maximising light output ratio with converging optical lens
- Interchangeable LED module system
- Optional Comfort Pro, linear spread lens, IP54 seal, colour, light effect filters and honeycomb anti-glare louvre



AVAILABLE OPTIONS

LED MODULE



35N

50N



MR16

Coin



50C/P

COLOUR TEMPERATURE



ProART



tuneWHITE™



WARM DIM



flexiK

DRIVER



(ND)



(PH)



(AN)



(DA)

ACCESSORIES



Honeycomb
Anti-Glare Louvre



Soft Lens



Linear
Spread Lens



Comfort
Pro

BEAM ANGLE

SINGLE CCT

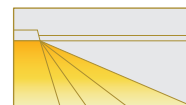
COIN / 35 NEST / 50 NEST /
50 CLASSIC / 50 PRO



10° 20° 35° 60°

WARM DIM

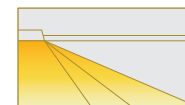
COIN / 35 NEST / 50 NEST



10° 20° 35° 60°

tuneWHITE™ / flexiK

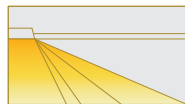
COIN / 50 NEST / 50 PRO



20° 35° 60°

SINGLE CCT

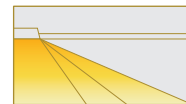
35 NEST ND+ / 50 NEST ND+



15° 20° 35° 60°

WARM DIM

50 PRO

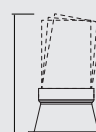


20° 35° 60°


DIMENSIONS (MM)

**Displayed height measurements are for highest point of tilting.*

Coin : 62
35N : 83
50N : 106
50C/P : 109
MR16 : 83



Ø83



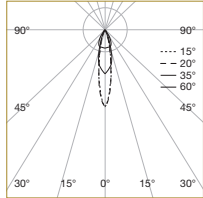
(refer to module driver dimensions)

PHOTOMETRICS

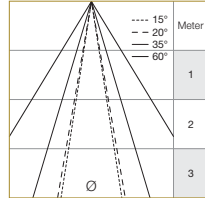
PAVO 3

50 NEST ND+

POLAR DIAGRAM



CONE DIAGRAM



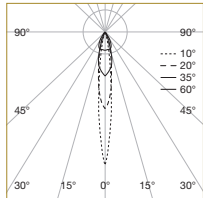
Ø = DIAMETER

	Emax (lx)			
	15°	20°	35°	60°
E (l ²)	3734	3744	2202	763
Cone DØ (m)	0.33	0.34	0.6	1.22
E (l ²)	933	936	550	191
Cone DØ (m)	0.65	0.68	1.19	2.43
E (l ²)	415	416	245	85
Cone DØ (m)	0.99	1.03	1.79	3.65

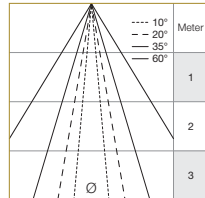
Correction Factor : 35N ND+ - f = 0.67

50 NEST WARM DIM

POLAR DIAGRAM



CONE DIAGRAM



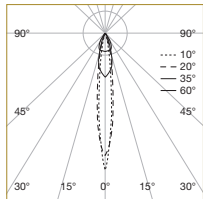
Ø = DIAMETER

	Emax (lx)			
	10°	20°	35°	60°
E (l ²)	4296	2413	1419	491
Cone DØ (m)	0.19	0.34	0.6	1.22
E (l ²)	1074	603	355	123
Cone DØ (m)	0.37	0.68	1.19	2.43
E (l ²)	477	268	158	55
Cone DØ (m)	0.56	1.03	1.79	3.65

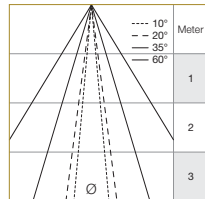
Correction Factor : 35N WD - f = 0.72
COIN WD - f = 0.60

50 PRO

POLAR DIAGRAM



CONE DIAGRAM



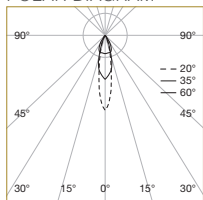
Ø = DIAMETER

	Emax (lx)			
	10°	20°	35°	60°
E (l ²)	9629	8852	3914	1356
Cone DØ (m)	0.19	0.26	0.60	1.22
E (l ²)	2407	2213	979	339
Cone DØ (m)	0.37	0.51	1.19	2.43
E (l ²)	1070	984	435	151
Cone DØ (m)	0.56	0.77	1.79	3.65

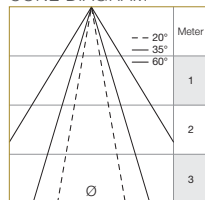
Correction Factor : 50C - f = 0.79
50N - f = 0.61
35N - f = 0.45
Coin - f = 0.36

50 PRO WARM DIM

POLAR DIAGRAM



CONE DIAGRAM

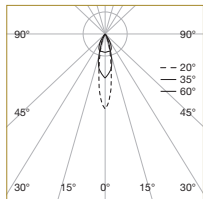


Ø = DIAMETER

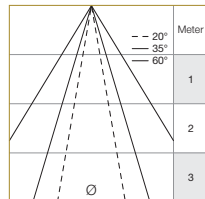
	Emax (lx)		
	20°	35°	60°
E (l ²)	5325	3131	1085
Cone DØ (m)	0.34	0.60	1.22
E (l ²)	1331	783	271
Cone DØ (m)	0.68	1.19	2.43
E (l ²)	592	348	121
Cone DØ (m)	1.03	1.79	3.65

50 PRO tuneWHITE™ / flexik

POLAR DIAGRAM



CONE DIAGRAM



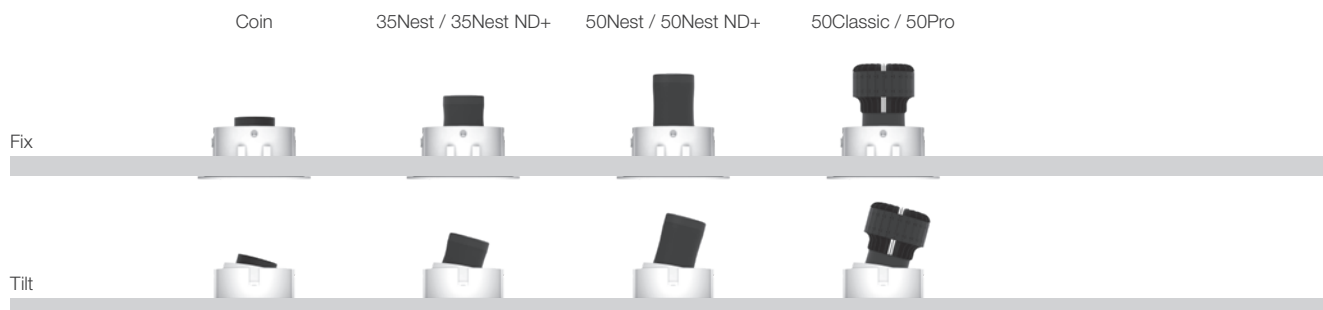
Ø = DIAMETER

	Emax (lx)		
	20°	35°	60°
E (l ²)	4160	2446	847
Cone DØ (m)	0.34	0.60	1.22
E (l ²)	1040	612	212
Cone DØ (m)	0.68	1.19	2.43
E (l ²)	462	272	94
Cone DØ (m)	1.03	1.79	3.65

Correction Factor : 50N TW/IK - f = 0.60
Coin TW/IK - f = 0.36

PAVO 3

ORDERING MATRIX CHART



FIXTURE					SINGLE CCT LED MODULE				DRIVER	
Type	Shape	Angle	Colour	Accessories	LED Power	Beam Angle	Colour Temp	CRI	Dimming	
PAVO-3										
	RD Round	FX Fix	WH Matt White	None	COIN 4.5W	10 10°	27 2700K	Standard	ND Non-Dim	
		TL Tilt	MB Matt Black	AGL Anti-Glare Louvre	35N 5.5W	20 20°	30 3000K	PA ProART	PH Phase	
				SL Soft Lens	50N 7.5W	35 35°	35 3500K		AN 0-10V	
				LSL Linear Spread Lens	50C 10W	60 60°	40 4000K		DA DALI	
				CP Comfort Pro	50P 12W		50 5000K			
				IP IP54	35N 5.8W	15 15°	27 2700K	PA ProART	ND+ PRO Non-Dim	
					50N 8.7W	20 20°	30 3000K			
						35 35°	35 3500K			
						60 60°				
					WARM DIM LED MODULE				DRIVER	
					COIN 4.5W	10 10°	WD WARM DIM	PA ProART	PH Phase	
					35N 5.5W	20 20°			AN 0-10V	
					50N 7.5W	35 35°			DA DALI	
					50P 12W	60 60°				
					tuneWHITE™ LED MODULE				DRIVER	
					COIN 4.5W	20 20°	TW18 tuneWHITE™ 1800K-4000K	PA ProART	DA DALI	
					50N 7.5W	35 35°	TW27 tuneWHITE™ 2700K-6500K			
					50P 12W	60 60°				
					flexiK LED MODULE				DRIVER	
					COIN 4.5W	20 20°	FK## flexiK	PA ProART	PH Phase	
					50N 7.5W	35 35°			AN 0-10V	
					50P 12W	60 60°			DA DALI	

**IP54 seal accessory is valid for fix angle fixtures only.

*10° Beam angle option is only available with Coin, 35N and 50N WARM DIM LED Modules.

example: PAVO-3.RD.TL.WH.AGL.50P.60.27.DA

*Custom RAL colour options available.

denotes the first two digits of preferred CCT ranging from 1800K to 6500K by increment of 100K.