

VECO 3 ROUND TILT

RECESSED ROUND TILT DOWNLIGHT LUMINAIRE



- Compatible with Coin, MR16, 35 and 50 series LED modules
- Colour temperature options: 2700K, 3000K, 3500K, 4000K, 5000K, tuneWHITE™, WARM DIM, flexiK
- Colour rendering index: 85 or 95
- Up to 50,000 hours L80 lamp life with LM80 tested LED chip packages
- Beam pattern options: 10°, 15°, 20°, 35°, 60° (depending on LED module)
- Luminous flux: 350lm to 1600lm (depending on LED module)
- Supplied with non-dimmable or phase/0-10V/DALI dimmable LED driver
- 90mm cutout
- +/-20° tilt
- ATePS™ Automated Thermal Protection System
- ComfyEYE, reduced flicker percentage
- X-BEAM, maximising light output ratio with converging optical lens
- Interchangeable LED module system
- Optional Comfort Pro, linear spread lens, colour, light effect filters and honeycomb anti-glare louvre



The information above is at nominal values accuracy of +/-7%.

FIXTURE COLOUR OPTIONS

- Matt White RAL9003
- Matt Black RAL9011

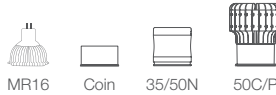
REFLECTOR COLOUR OPTIONS

- Matt White
- Matt Black

tuneWHITE™ and flexiK are recommended to pair with Soft Lens for better colour mixing effect.

AVAILABLE OPTIONS

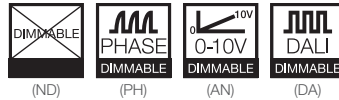
LED MODULE




TEMPERATURE



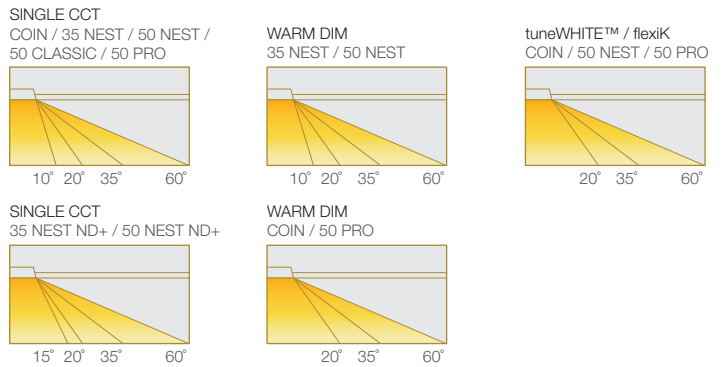
DRIVER



ACCESSORIES



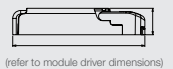
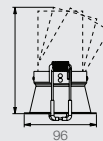
BEAM ANGLE



DIMENSIONS (MM)

**Displayed height measurements are for highest point of tilting.*

- Coin : 58
- 35N : 83
- 50N : 108
- 50C/P : 108
- MR16 : 83



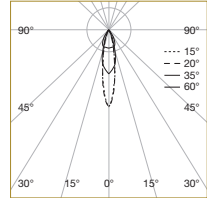
(refer to module driver dimensions)

PHOTOMETRICS

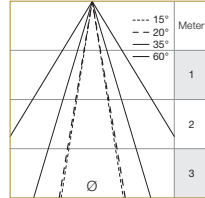
VECO 3

50 NEST ND+

POLAR DIAGRAM



CONE DIAGRAM



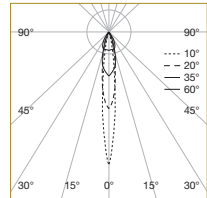
Ø = DIAMETER

	Emax (lx)			
	15°	20°	35°	60°
E (0°)	3734	3744	2202	763
Cone DØ (m)	0.33	0.34	0.6	1.22
E (0°)	933	936	550	191
Cone DØ (m)	0.65	0.68	1.19	2.43
E (0°)	415	416	245	85
Cone DØ (m)	0.99	1.03	1.79	3.65

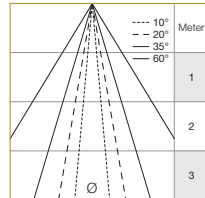
Correction Factor : 35Nest ND+ - f = 0.57

50 NEST WARM DIM

POLAR DIAGRAM



CONE DIAGRAM



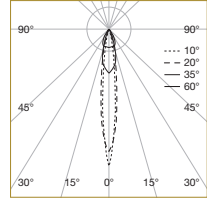
Ø = DIAMETER

	Emax (lx)			
	10°	20°	35°	60°
E (0°)	4296	2413	1419	491
Cone DØ (m)	0.19	0.34	0.6	1.22
E (0°)	1074	603	355	123
Cone DØ (m)	0.37	0.68	1.19	2.43
E (0°)	477	268	158	55
Cone DØ (m)	0.56	1.03	1.79	3.65

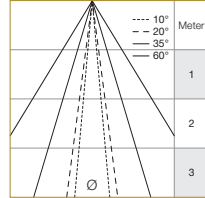
Correction Factor : 35N - f = 0.72

50 PRO

POLAR DIAGRAM



CONE DIAGRAM



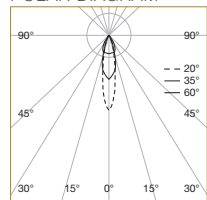
Ø = DIAMETER

	Emax (lx)			
	10°	20°	35°	60°
E (0°)	9629	8852	3914	1356
Cone DØ (m)	0.19	0.26	0.60	1.22
E (0°)	2407	2213	979	339
Cone DØ (m)	0.37	0.51	1.19	2.43
E (0°)	1070	984	435	151
Cone DØ (m)	0.56	0.77	1.79	3.65

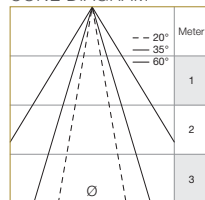
Correction Factor : 50C - f = 0.77
50N - f = 0.59
35N - f = 0.43
Coin - f = 0.35

50 PRO WARM DIM

POLAR DIAGRAM



CONE DIAGRAM



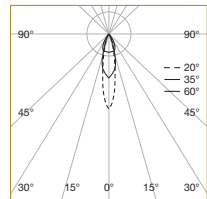
Ø = DIAMETER

	Emax (lx)		
	20°	35°	60°
E (0°)	5325	3131	1085
Cone DØ (m)	0.34	0.60	1.22
E (0°)	1331	783	271
Cone DØ (m)	0.68	1.19	2.43
E (0°)	592	348	121
Cone DØ (m)	1.03	1.79	3.65

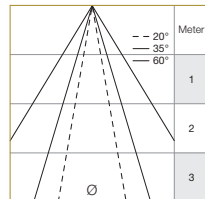
Correction Factor : Coin - f = 0.27

50 PRO tuneWHITE™ / flexiK

POLAR DIAGRAM



CONE DIAGRAM



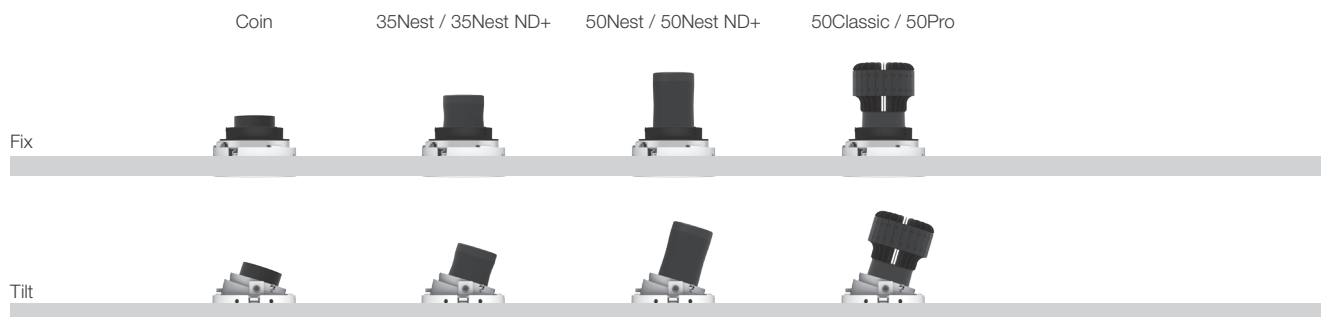
Ø = DIAMETER

	Emax (lx)		
	20°	35°	60°
E (0°)	4160	2446	847
Cone DØ (m)	0.34	0.60	1.22
E (0°)	1040	612	212
Cone DØ (m)	0.68	1.19	2.43
E (0°)	462	272	94
Cone DØ (m)	1.03	1.79	3.65

Correction Factor : 50N - f = 0.60
Coin - f = 0.36

VECO 3

ORDERING MATRIX CHART



FIXTURE						SINGLE CCT LED MODULE					DRIVER
Type	Shape	Angle	Colour	Reflector Color	Accessories	LED Power	Beam Angle	Colour Temp	CRI	Dimming	
VECO-3	—	—	—	—	—	—	—	—	—	—	
	RD Round	FX Fix	WH Matt White	WH Matt White	None	COIN 4.5W	10 10°	27 2700K	Standard	ND Non-Dim	
		TL Tilt	MB Matt Black	MB Matt Black	AGL Anti-Glare Louvre	35N 7.5W	20 20°	30 3000K	PA ProART	PH Phase	
					SL Soft Lens	50N 10W	35 35°	35 3500K		AN 0-10V	
					LSL Linear Spread Lens	50C 10W	60 60°	40 4000K		DA DALI	
					CP Comfort Pro	50P 13W		50 5000K			
					IP IP54	35N 5.5W	15 15°	27 2700K	PA ProART	ND+ PRO Non-Dim	
						50N 9.5W	20 20°	30 3000K			
							35 35°	35 3500K			
							60 60°				
						WARM DIM LED MODULE				DRIVER	
						COIN 4.5W	10 10°	WD WARM DIM	PA ProART	PH Phase	
						35N 7.5W	20 20°			AN 0-10V	
						50N 10W	35 35°			DA DALI	
						50P 13W	60 60°				
						tuneWHITE™ LED MODULE				DRIVER	
						COIN 4.5W	20 20°	TW18 tuneWHITE™ 1800K-4000K	PA ProART	DA DALI	
						50N 10W	35 35°	TW27 tuneWHITE™ 2700K-6500K			
						50P 13W	60 60°				
						flexiK LED MODULE				DRIVER	
						Coin 4.5W	20 20°	FK## flexiK	PA ProART	PH Phase	
						50N 10W	35 35°			AN 0-10V	
						50P 13W	60 60°			DA DALI	

**IP54 seal accessory is only valid for fix angle fixtures only.

*10° Beam angle option is only available with 35N and 50N WARM DIM LED Modules.

example: VECO-3.RD.TL.WH.WH.AGL.50P.60.27.DA

*Custom RAL colour options available.

denotes the first two digits of preferred CCT ranging from 1800K to 6500K by increment of 100K