

VECO 4 ROUND TILT TRIMLESS

RECESSED ROUND TILT DOWNLIGHT LUMINAIRE



MATT FINISHED REFLECTOR



"DARK LIGHT" REFLECTOR



- FIXTURE COLOUR OPTIONS**
- Matt White RAL9003
 - Matt Black RAL9011

- REFLECTOR COLOUR OPTIONS**
- Matt Finished Reflector**
- Matt White RAL9003
 - Matt Black RAL9011
- "Dark Light" Reflector**
- Chrome

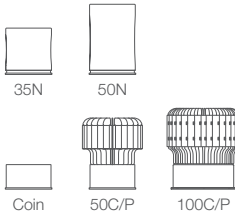
tuneWHITE™ and flexiK are recommended to be paired with Soft Lens for better colour mixing effect.

- Compatible with Coin, 35, 50 and 100 series LED modules
- Colour temperature options: 2700K, 3000K, 3500K, 4000K, 5000K, WARM DIM, flexiK, tuneWHITE™
- Colour rendering index: 85 or 95
- Up to 50,000 hours L80 lamp life with LM80 tested LED chip packages
- Beam pattern options: 10°, 15°, 20°, 35°, 60° (depending on LED module)
- Luminous flux: 350lm to 3000lm (depending on LED module)
- Supplied with non-dimmable or phase/0-10V/DALI dimmable LED driver
- Ø99mm cutout
- +/-20° tilt
- ATePS™ Automated Thermal Protection System
- ComfyEYE, reduced flicker percentage
- X-BEAM, maximising light output ratio with converging optical lens
- Interchangeable LED module system
- Optional Comfort Pro, linear spread lens, colour, light effect filters and honeycomb anti-glare louvre

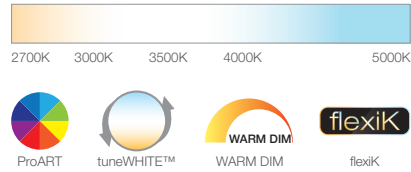


AVAILABLE OPTIONS

LED MODULE




COLOUR TEMPERATURE



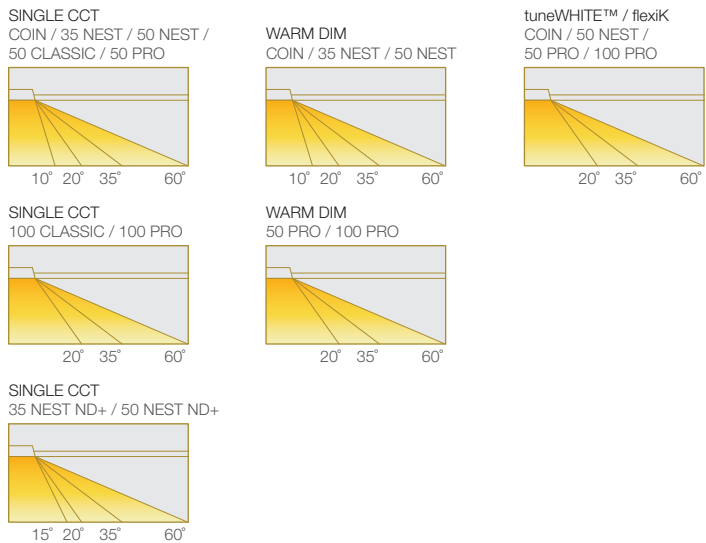
DRIVER



ACCESSORIES



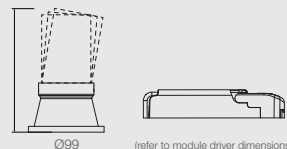
BEAM ANGLE



DIMENSIONS (MM)

**Displayed height measurements are for highest point of fitting.*

- Coin : 78
- 35N : 99
- 50N : 122
- 50C/P : 125
- 100C/P: 135



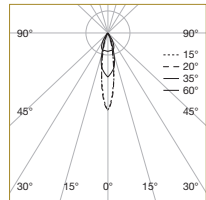
The information above is at nominal values accuracy of +/-7%.
For the latest specifications please refer to the website.

PHOTOMETRICS

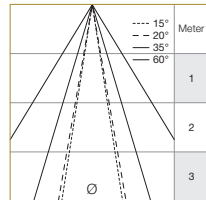
VECO 4

50 NEST ND+

POLAR DIAGRAM



CONE DIAGRAM

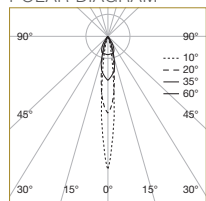


	Emax (lx)			
	15°	20°	35°	60°
E (0°)	3734	3744	2202	763
Cone DØ (m)	0.33	0.34	0.6	1.22
E (0°)	933	936	550	191
Cone DØ (m)	0.65	0.68	1.19	2.43
E (0°)	415	416	245	85
Cone DØ (m)	0.99	1.03	1.79	3.65

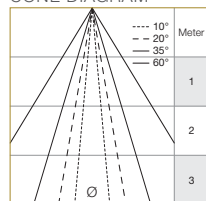
Correction Factor : 35Nest ND+ - f = 0.67

50 NEST WARM DIM

POLAR DIAGRAM



CONE DIAGRAM

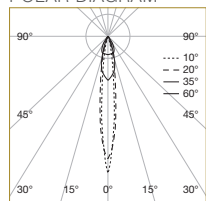


	Emax (lx)			
	10°	20°	35°	60°
E (0°)	4296	2413	1419	491
Cone DØ (m)	0.19	0.34	0.6	1.22
E (0°)	1074	603	355	123
Cone DØ (m)	0.37	0.68	1.19	2.43
E (0°)	477	268	158	55
Cone DØ (m)	0.56	1.03	1.79	3.65

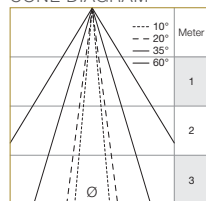
Correction Factor : 35Nest WD - f = 0.72
COIN WD - f = 0.60

50 PRO

POLAR DIAGRAM



CONE DIAGRAM

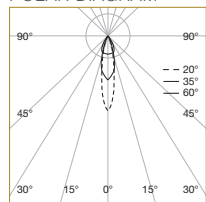


	Emax (lx)			
	10°	20°	35°	60°
E (0°)	9629	8852	3914	1356
Cone DØ (m)	0.19	0.26	0.60	1.22
E (0°)	2407	2213	979	339
Cone DØ (m)	0.37	0.51	1.19	2.43
E (0°)	1070	984	435	151
Cone DØ (m)	0.56	0.77	1.79	3.65

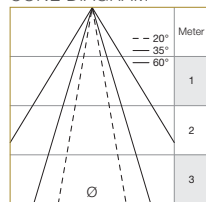
Correction Factor : 50C - f = 0.79
50N - f = 0.61
35N - f = 0.45
Coin - f = 0.36

50 PRO WARM DIM

POLAR DIAGRAM



CONE DIAGRAM

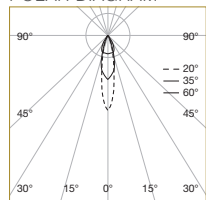


	Emax (lx)		
	20°	35°	60°
E (0°)	5325	3131	1065
Cone DØ (m)	0.34	0.60	1.22
E (0°)	1331	783	271
Cone DØ (m)	0.68	1.19	2.43
E (0°)	592	348	121
Cone DØ (m)	1.03	1.79	3.65

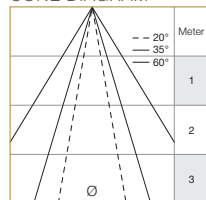
Ø = DIAMETER

50 PRO tuneWHITE™ / flexiK

POLAR DIAGRAM



CONE DIAGRAM



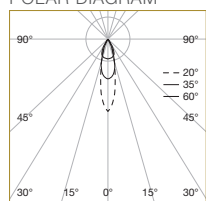
	Emax (lx)		
	20°	35°	60°
E (0°)	4160	2446	847
Cone DØ (m)	0.34	0.60	1.22
E (0°)	1040	612	212
Cone DØ (m)	0.68	1.19	2.43
E (0°)	462	272	94
Cone DØ (m)	1.03	1.79	3.65

Ø = DIAMETER

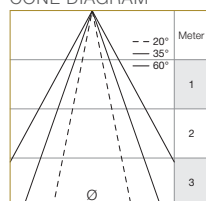
Correction Factor : 50N TW/K - f = 0.60
Coin TW/K - f = 0.36

100 PRO

POLAR DIAGRAM



CONE DIAGRAM



	Emax (lx)		
	20°	35°	60°
E (0°)	11796	6140	3235
Cone DØ (m)	0.41	0.70	1.09
E (0°)	2949	1535	809
Cone DØ (m)	0.81	1.40	2.17
E (0°)	1311	682	359
Cone DØ (m)	1.22	2.10	3.25

Ø = DIAMETER

Correction Factor : 100C - f = 0.69
100P WD - f = 0.73
100C TW/K - f = 0.63

