

ARTIS 4 DUO TILT SURFACE


SNOOT MULTI-AXIS TILT
SURFACE MOUNTED
LUMINAIRE




- Compatible with Coin, 35, 50 and 100 series LED modules
- Colour temperature options: 2700K, 3000K, 3500K, 4000K, 5000K, WARM DIM, flexiK, tuneWHITE™
- Colour rendering index: 85 or 95
- Up to 50,000 hours L80 lamp life with LM80 tested LED chip packages
- Beam pattern options: 10°, 15°, 20°, 35°, 60° (depending on LED module)
- Luminous flux: 700lm to 6000lm (depending on LED module)
- Supplied with non-dimmable or phase/0-10V/DALI dimmable LED driver
- +/-30° multi-axis tilt
- ATePS™ Automated Thermal Protection System
- ComfyEYE, reduced flicker percentage
- X-BEAM, maximising light output ratio with converging optical lens
- Interchangeable LED module system
- Optional linear spread lens, colour, light effect filters and honeycomb anti-glare louvre



FIXTURE COLOUR OPTIONS



Matt White
RAL9003

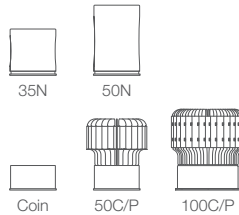


Matt Black
RAL9011

tuneWHITE™ and flexiK are recommended to be paired with Soft Lens for better colour mixing effect.

AVAILABLE OPTIONS

LED MODULE




COLOUR TEMPERATURE



DRIVER

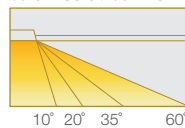


ACCESSORIES

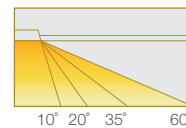


BEAM ANGLE

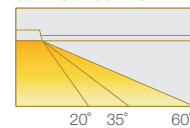
SINGLE CCT
COIN / 35 NEST / 50 NEST /
50 CLASSIC / 50 PRO



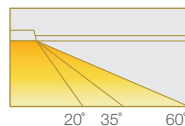
WARM DIM
COIN / 35 NEST / 50 NEST



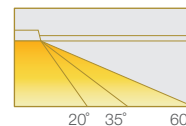
tuneWHITE™ / flexiK
COIN / 50 NEST /
50 PRO / 100 PRO



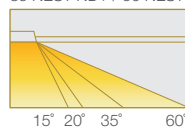
SINGLE CCT
100 CLASSIC / 100 PRO



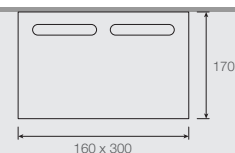
WARM DIM
50 PRO / 100 PRO



SINGLE CCT
35 NEST ND+ / 50 NEST ND+



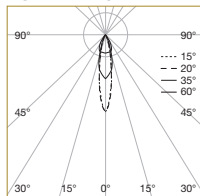
DIMENSIONS (MM)



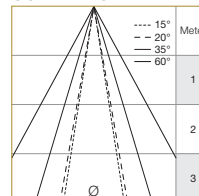
ARTIS 4 SURFACE

50 NEST ND+

POLAR DIAGRAM



CONE DIAGRAM

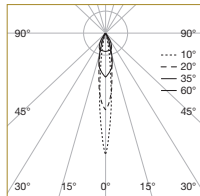


	E _{max} (lx)			
	15°	20°	35°	60°
E (0°)	3814	3824	2249	779
Cone DØ (m)	0.33	0.35	0.58	1.09
E (0°)	954	956	562	195
Cone DØ (m)	0.67	0.69	1.17	2.17
E (0°)	424	425	250	87
Cone DØ (m)	1.00	1.04	1.75	3.26

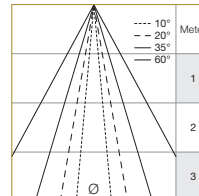
Correction Factor : 35Nest ND+ - f = 0.67

50 NEST WARM DIM

POLAR DIAGRAM



CONE DIAGRAM

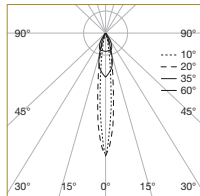


	E _{max} (lx)			
	10°	20°	35°	60°
E (0°)	4389	2465	1449	502
Cone DØ (m)	0.19	0.35	0.58	1.09
E (0°)	1097	616	362	126
Cone DØ (m)	0.37	0.69	1.17	2.17
E (0°)	488	274	161	56
Cone DØ (m)	0.55	1.04	1.75	3.25

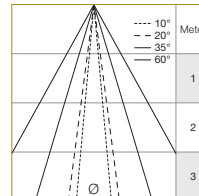
Correction Factor : 35N WD - f = 0.72
COIN WD - f = 0.60

50 PRO

POLAR DIAGRAM



CONE DIAGRAM

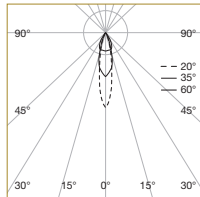


	E _{max} (lx)			
	10°	20°	35°	60°
E (0°)	9836	9043	3998	1385
Cone DØ (m)	0.19	0.26	0.58	1.09
E (0°)	2459	2261	1000	346
Cone DØ (m)	0.38	0.51	1.17	2.17
E (0°)	1093	1005	444	154
Cone DØ (m)	0.57	0.77	1.75	3.25

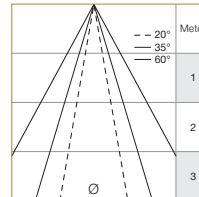
Correction Factor : 50C - f = 0.79
50N - f = 0.61
35N - f = 0.45
COIN - f = 0.36

50 PRO WARM DIM

POLAR DIAGRAM



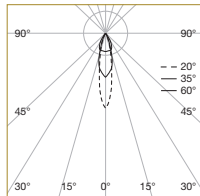
CONE DIAGRAM



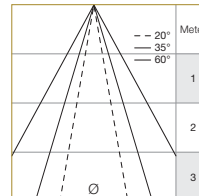
	E _{max} (lx)		
	20°	35°	60°
E (0°)	5439	3199	1108
Cone DØ (m)	0.35	0.58	1.09
E (0°)	1360	800	277
Cone DØ (m)	0.69	1.17	2.17
E (0°)	604	355	123
Cone DØ (m)	1.04	1.75	3.25

50 PRO tuneWHITE™ / flexiK

POLAR DIAGRAM



CONE DIAGRAM

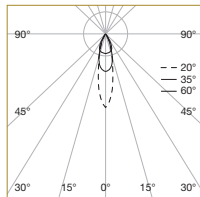


	E _{max} (lx)		
	20°	35°	60°
E (0°)	4249	2499	866
Cone DØ (m)	0.35	0.58	1.09
E (0°)	1062	625	216
Cone DØ (m)	0.69	1.17	2.17
E (0°)	472	278	95
Cone DØ (m)	1.04	1.75	3.26

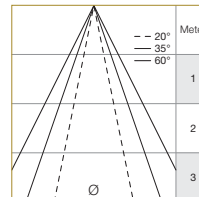
Correction Factor : 50N TWIK - f = 0.60
COIN TWIK - f = 0.36

100 PRO

POLAR DIAGRAM



CONE DIAGRAM



	E _{max} (lx)		
	20°	35°	60°
E (0°)	12050	6272	3305
Cone DØ (m)	0.40	0.68	1.00
E (0°)	3012	1568	826
Cone DØ (m)	0.81	1.37	1.99
E (0°)	1339	697	367
Cone DØ (m)	1.21	2.05	2.99

Correction Factor : 100C - f = 0.69
100P WD - f = 0.73
100C TWIK - f = 0.63

ARTIS 4 SURFACE

ORDERING MATRIX CHART



Tilt Coin / 35Nest / 35Nest ND+ / 50Nest / 50Nest ND+ / 50Classic / 50Pro / 100Classic / 100Pro

FIXTURE						SINGLE CCT LED MODULE				DRIVER	
Type	Head	Shape	Angle	Colour	Accessories	LED Power	Beam Angle	Colour Temp	CRI	Dimming	
ARTIS-4SM											
U	UNO	SQ Square	TL Tilt	WH Matt White	None	COIN 4.5W	10 10°	27 2700K	Standard	ND	Non-Dim
D	DUO			MB Matt Black	AGL Anti-Glare Louvre	35N 5.5W	20 20°	30 3000K	PA ProART	PH	Phase
					SL Soft Lens	50N 7.5W	35 35°	35 3500K		AN	0-10V
					LSL Linear Spread Lens	50C 10W	60 60°	40 4000K		DA	DALI
						50P 12W		50 5000K			
						35N 5.8W	15 15°	27 2700K	PA ProART	ND+	PRO Non-Dim
						50N 8.7W	20 20°	30 3000K			
							35 35°	35 3500K			
							60 60°				
						100C 17W	20 20°	27 2700K	Standard	ND	Non-Dim
						100P 23W	35 35°	30 3000K	PA ProART	PH	Phase
							60 60°	35 3500K		AN	0-10V
								40 4000K		DA	DALI
								50 5000K			
						WARM DIM LED MODULE				DRIVER	
						COIN 4.5W	10 10°	WD WARM DIM	PA ProART	PH	Phase
						35N 5.5W	20 20°			AN	0-10V
						50N 7.5W	35 35°			DA	DALI
						50P 12W	60 60°				
						100P 23W					
*10° Beam angle option is only available with Coin, 35N and 50N WARM DIM LED Modules.											
						tuneWHITE™ LED MODULE				DRIVER	
						COIN 4.5W	20 20°	TW18 tuneWHITE™ 1800K-4000K	PA ProART	DA	DALI
						50N 7.5W	35 35°	TW27 tuneWHITE™ 2700K-6500K			
						50P 12W	60 60°				
						100P 23W					
						flexiK LED MODULE				DRIVER	
						COIN 4.5W	20 20°	FK## flexiK	PA ProART	PH	Phase
						50N 7.5W	35 35°			AN	0-10V
						50P 12W	60 60°			DA	DALI
						100P 23W					

example: ARTIS-4SM.U.SQ.TL.WH.SL.50P.35.30.DA

*Custom RAL colour options available.

denotes the first two digits of preferred CCT ranging from 1800K to 6500K by increment of 100K.