



# CUBE WALL MOUNT

8.4W INDOOR WALL  
MOUNTED LUMINAIRE



- Supplied with non-dimmable or phase/0-10V/DALI dimmable LED driver
- >80 lm/W module
- Colour rendering index: 95
- Colour temperature options: 2700K, 3000K, 4000K, 5000K
- Beam pattern options: 12°
- 3 steps MacAdam ellipse binning
- Uniform and comfort light
- IP20
- Dimension: 60 x 60 x 75mm

## FIXTURE COLOUR OPTIONS



## AVAILABLE OPTIONS

### TEMPERATURE

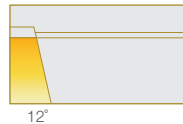


### DRIVER



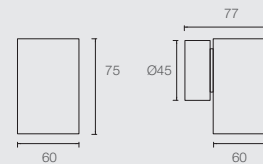
0-10V and DALI driver are external mounted driver.

### BEAM ANGLE



## DIMENSIONS (MM)

*\*Displayed height measurements are for highest point of tilting.*



### SYSTEM SPECIFICATIONS

				PROART CRI 95		
LED Lamp Power	LED System Power	Colour	Beam Angle	Intensity (cd)	Luminous Flux	Driver Options
8.4W	9.5W	WARM : 2700K WARM : 3000K NATURAL : 4000K COOL : 5000K	12°	6350	680	ND, PH, AN, DA

Data are based on 3000K. Nominal data of 2700K and 3500K are shared with 3000K.  
Higher CCT of 4000K and 5000K will have a nominal data value of 5% higher than published.

the table information is at nominal values accuracy of +/-7%  
nominal CRI -85, equal to Ra >80-87, R9 > 0  
nominal CRI -95, equal to Ra >90-97, R9 > 50

### DETAILS SPECIFICATION

Family Type	Cube Series
Mains voltage	220-240V
Colour options	Matt Black, Matt White, Chrome, Copper
Installation Compatibility	Cube Wall Mount
Lifetime	50,000 HOURS (80% lumen maintenance at Ta = 25°C)
Dimming	Phase (triac) dimmer, 0-10V, DALI (0-10V and DALI driver are external mounted driver)
Mains connection	Screw terminal connection
Materials	Aluminium, plastic
Fire safety	Glow wire test 750°C, UL94V-0, VW-1
Flammability mark	F
IP code	IP20
Safety class	Class 2
Standards	IEC 60598-1, IEC 61347-2-13
Regulatory markings	CE, CB, RCM
Dimensions	60 x 60 x 75mm

FIXTURE		LED MODULE				DRIVER
Type	Colour	LED Power	Beam Angle	Colour Temp	CRI	Dimming
<b>CUBE-WM</b>	---	---	---	---	---	---
<b>WH</b>	Matt White	<b>8</b> 8.4W	<b>12</b> 12°	<b>27</b> 2700K	<b>PA</b> ProART	<b>ND</b> Non-Dim
<b>MB</b>	Matt Black			<b>30</b> 3000K		<b>PH</b> Phase
<b>CR</b>	Chrome			<b>40</b> 4000K		<b>AN</b> 0-10V
<b>CP</b>	Copper			<b>50</b> 5000K		<b>DA</b> DALI

example: CUBE-WM.WH.8.12.30.PA.ND