

SNOOP 2 SINGLE POINT SURFACE

SINGLE POINT MOUNTED
LUMINAIRE



- Compatible with 20 Series LED modules
- Colour temperature options: 2700K, 3000K, 3500K, 4000K, 5000K, WARM DIM, flexiK, tuneWHITE™
- Colour rendering index: 85 or 95
- Up to 50,000 hours L80 lamp life with LM80 tested LED chip packages
- Beam pattern options: 15°, 25°, 40° (depending on LED module)
- Luminous flux: 419lm to 558lm (depending on LED module)
- Supplied with non-dimmable or phase/0-10V/DALI dimmable LED driver
- Full angle adjustable
- ATePS™ Automated Thermal Protection System
- ComfyEYE, reduced flicker percentage
- X-BEAM, maximising light output ratio with converging optical lens
- Interchangeable LED module system
- Optional linear spread lens, soft lens and honeycomb anti-glare louvre



FIXTURE COLOUR OPTIONS



Matt White RAL9003



Matt Black RAL9011

REFLECTOR COLOUR OPTIONS



Matt White RAL9003



Matt Black RAL9011



Matt White RAL9003
Matt Black RAL9011



Chrome Black



Chrome Gold

tuneWHITE™ and flexiK are recommended to be paired with Soft Lens for better colour mixing effect.

AVAILABLE OPTIONS

LED MODULE



20C

COLOUR TEMPERATURE



DRIVER



(ND)



(PH)



(AN)



(DA)

ACCESSORIES



Honeycomb
Anti-Glare Louvre



Soft Lens

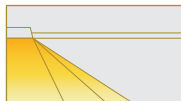


Linear
Spread Lens

**All driver options are external and to be installed remotely from luminaire. Ensure <1% Voltage drop with recommended wire distance of <50m between luminaire and driver, using 1.5mm² (AWG 16) copper wires. Single CCT & WARM DIM LED modules require 4 core wires, tuneWHITE™ & flexiK LED modules require 5 core wires.*

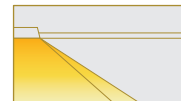
BEAM ANGLE

SINGLE CCT
20 CLASSIC



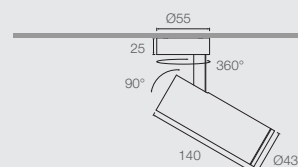
15° 25° 40°

WARM DIM / tuneWHITE™ / flexiK
20 CLASSIC



25° 40°

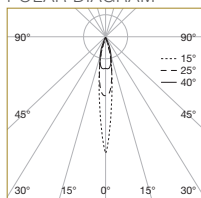
DIMENSIONS (MM)



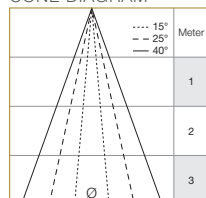
SNOOP 2 SINGLE POINT

20 CLASSIC

POLAR DIAGRAM



CONE DIAGRAM



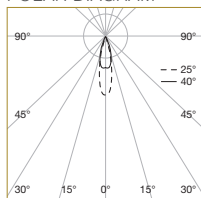
Ø = DIAMETER

	E _{max} (lx)		
	15°	25°	40°
E (0°)	3663	1820	975
Cone DØ (m)	0.23	0.46	0.76
E (0°)	916	455	244
Cone DØ (m)	0.46	0.92	1.53
E (0°)	407	202	108
Cone DØ (m)	0.69	1.39	2.29

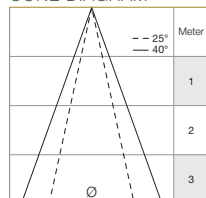
ELR Module			Luminous Flux (lm)					
Type	LED Power	System Power	2700K/3000K/3500K			4000K/5000K		
			15°	25°	40°	15°	25°	40°
20C (CRI-85)	6.2W	8.3W	520	525	531	546	552	558

20 CLASSIC WARM DIM

POLAR DIAGRAM



CONE DIAGRAM



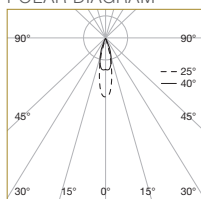
Ø = DIAMETER

	E _{max} (lx)	
	25°	40°
E (0°)	1450	777
Cone DØ (m)	0.46	0.76
E (0°)	362	194
Cone DØ (m)	0.92	1.53
E (0°)	161	86
Cone DØ (m)	1.39	2.29

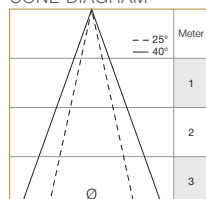
ELR Module			Luminous Flux (lm)			
Type	LED Power	System Power	2700K/3000K			
			25°		40°	
20C WD (ProART CRI-95)	6.2W	8.3W	419		423	

20 CLASSIC tuneWHITE™ / flexiK

POLAR DIAGRAM



CONE DIAGRAM



Ø = DIAMETER

	E _{max} (lx)	
	25°	40°
E (0°)	1627	872
Cone DØ (m)	0.46	0.76
E (0°)	407	218
Cone DØ (m)	0.92	1.53
E (0°)	181	97
Cone DØ (m)	1.39	2.29

ELR Module			Luminous Flux (lm)			
Type	LED Power	System Power	2700K/3000K/3500K		4000K/5000K	
			25°	40°	25°	40°
20C TW / FK (ProART CRI-95)	6.2W	8.3W	470	475	493	498

SNOOP 2 SINGLE POINT

ORDERING MATRIX CHART

FIXTURE					SINGLE CCT LED MODULE					DRIVER
Type	Shape	Colour	Reflector Colour	Accessories	LED Power	Beam Angle	Colour Temp	CRI	Dimming	
SNOOP-2SPM										
S	Surface	WH Matt White	WH Matt White	None	20C 6.2W	15 15°	27 2700K	Standard	ND Non-Dim	
R	Recessed	MB Matt Black	MB Matt Black	AGL Anti-Glare Louvre		25 25°	30 3000K	PA ProART	PH Phase	
			WB White/Black	SL Soft Lens		40 40°	35 3500K		AN 0-10V	
			CB Chrome Black	LSL Linear Spread Lens		40 4000K		DA DALI		
			CG Chrome Gold			50 5000K				
					20C-24CV 6.2W	15 15°	27 2700K	Standard		
						25 25°	30 3000K	PA ProART		
						40 40°	35 3500K			
							40 4000K			
							50 5000K			
<i>*Drivers for 24CV LED modules are sold separately.</i>										
WARM DIM LED MODULE									DRIVER	
20C	6.2W	25 25°	WD WARM DIM	PA ProART					PH Phase	
		40 40°							AN 0-10V	
									DA DALI	
tuneWHITE™ LED MODULE									DRIVER	
20C	6.2W	25 25°	TW18 tuneWHITE™ 1800K-4000K	PA ProART					DA DALI	
		40 40°	TW27 tuneWHITE™ 2700K-6500K							
flexiK LED MODULE									DRIVER	
20C	6.2W	25 25°	FK## flexiK	PA ProART					PH Phase	
		40 40°							AN 0-10V	
									DA DALI	

example: SNOOP-2SPM.MB.CB.AGL.20C.15.30.PH

*Custom RAL colour options available.

denotes the first two digits of preferred CCT ranging from 1800K to 6500K by increment of 100K.