

SNOOP 2 SURFACE


**SURFACE MOUNTED
LUMINAIRE**




- Compatible with 20 Series LED modules
- Colour temperature options: 2700K, 3000K, 3500K, 4000K, 5000K, tuneWHITE™, WARM DIM, flexiK
- Colour rendering index: 85 or 95
- Up to 50,000 hours L80 lamp life with LM80 tested LED chip packages
- Beam pattern options: 15°, 30°
- Luminous flux: 410lm to 565lm (depending on LED module)
- Supplied with non-dimmable or phase/0-10V/DALI dimmable LED driver
- 43mm diameter x 135mm height
- ATePS™ Automated Thermal Protection System
- ComfyEYE, reduced flicker percentage
- X-BEAM, maximising light output ratio with converging optical lens
- Interchangeable LED module system
- Optional linear spread lens, soft lens and honeycomb anti-glare louvre



**FIXTURE
COLOUR OPTIONS**



**REFLECTOR
COLOUR OPTIONS**



tuneWHITE™ and flexiK are recommended to pair with Soft Lens for better colour mixing effect.

AVAILABLE OPTIONS

LED MODULE




TEMPERATURE



DRIVER

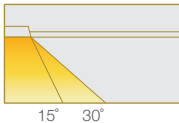


ACCESSORIES

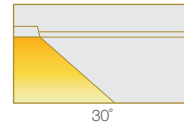


BEAM ANGLE

SINGLE CCT
20 CLASSIC / 20 PRO

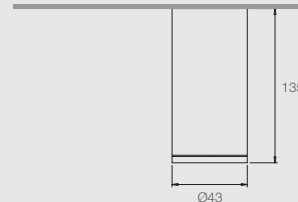


WARM DIM / tuneWHITE™ / flexiK
20 PRO



DIMENSIONS (MM)

**Displayed height measurements are for highest point of fitting.*

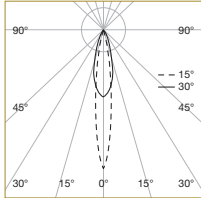


PHOTOMETRICS

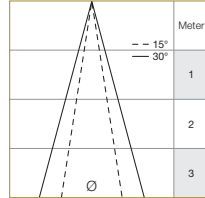
SNOOP 2 SURFACE

20 PRO

POLAR DIAGRAM



CONE DIAGRAM



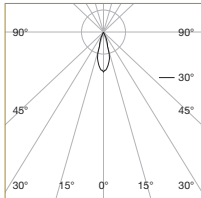
Ø = DIAMETER

	E _{max} (lx)	
	15°	30°
E (0°)	4093	1951
Cone DØ (m)	0.29	0.52
E (0°)	1023	488
Cone DØ (m)	0.58	1.05
E (0°)	455	217
Cone DØ (m)	0.88	1.57

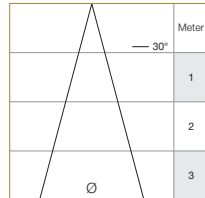
Correction Factor : 20C - f = 0.73

20 PRO WARM DIM

POLAR DIAGRAM



CONE DIAGRAM

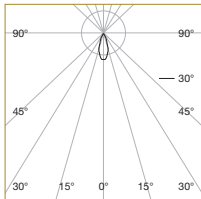


Ø = DIAMETER

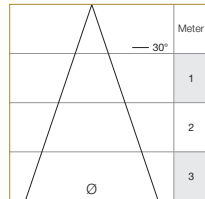
	E _{max} (lx)	
	30°	
E (0°)	972	
Cone DØ (m)	0.54	
E (0°)	243	
Cone DØ (m)	1.08	
E (0°)	108	
Cone DØ (m)	1.62	

20 PRO tuneWHITE™ / flexiK

POLAR DIAGRAM



CONE DIAGRAM



Ø = DIAMETER

	E _{max} (lx)	
	30°	
E (0°)	728	
Cone DØ (m)	0.68	
E (0°)	182	
Cone DØ (m)	1.37	
E (0°)	81	
Cone DØ (m)	2.05	

SNOOP 2 SURFACE

ORDERING MATRIX CHART

FIXTURE				SINGLE CCT LED MODULE				DRIVER
Type	Colour	Reflector Color	Accessories	LED Power	Beam Angle	Colour Temp	CRI	Dimming
SNOOP-2SM	---	---	---	---	---	---	---	---
WH	Matt White	WH Matt White	AGL Anti-Glare Louvre	20C 4.5W	15 15°	27 2700K	Standard	ND Non-Dim
MB	Matt Black	MB Matt Black	SL Soft Lens	20P 6.2W	30 30°	30 3000K	PA ProART	PH Phase
		WB White/Black	LSL Linear Spread Lens			35 3500K		AN 0-10V
		CB Chrome Black				40 4000K		DA DALI
		CG Chrome Gold				50 5000K		
				WARM DIM LED MODULE				DRIVER
				20P 6.2W	30 30°	WD WARM DIM	PA ProART	PH Phase
								AN 0-10V
								DA DALI
				tuneWHITE™ LED MODULE				DRIVER
				20P 6.2W	30 30°	TW18 tuneWHITE™ 1800K-4000K	PA ProART	DA DALI
						TW27 tuneWHITE™ 2700K-6500K		
				flexiK LED MODULE				DRIVER
				20P 6.2W	30 30°	FK## flexiK	PA ProART	PH Phase
								AN 0-10V
								DA DALI

example: SNOOP-2SM.WH.CB.AGL.20P.15.30.PH
 *Custom RAL colour options available.

denotes the first two digits of preferred CCT ranging from 1800K to 6500K by increment of 100K