

## SNOOP 3 SURFACE

SURFACE MOUNTED  
LUMINAIRE



- Compatible with MR16, 35 and 50 NEST series LED modules
- Colour temperature options: 2700K, 3000K, 3500K, 4000K, 5000K, tuneWHITE™, WARM DIM, flexiK
- Colour rendering index: 85 or 95
- Up to 50,000 hours L80 lamp life with LM80 tested LED chip packages
- Beam pattern options: 10°, 15°, 20°, 35°, 60° (depending on LED module)
- Luminous flux: 420lm to 950lm (depending on LED module)
- Supplied with non-dimmable or phase/0-10V/DALI dimmable LED driver
- 60mm diameter x 120mm height
- ATePS™ Automated Thermal Protection System
- ComfyEYE, reduced flicker percentage
- X-BEAM, maximising light output ratio with converging optical lens
- Interchangeable LED module system
- Optional linear spread lens, soft lens and honeycomb anti-glare louvre



### FIXTURE COLOUR OPTIONS



### REFLECTOR COLOUR OPTIONS



*tuneWHITE™ and flexiK are recommended to pair with Soft Lens for better colour mixing effect.*

### AVAILABLE OPTIONS

#### LED MODULE




#### TEMPERATURE



#### DRIVER

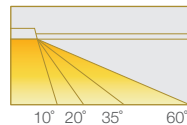


#### ACCESSORIES

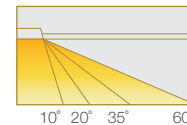


#### BEAM ANGLE

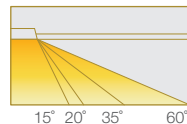
SINGLE CCT  
35 NEST / 50 NEST



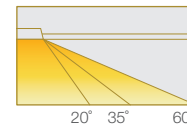
WARM DIM  
35 NEST / 50 NEST



SINGLE CCT  
35 NEST ND+ / 50 NEST ND+

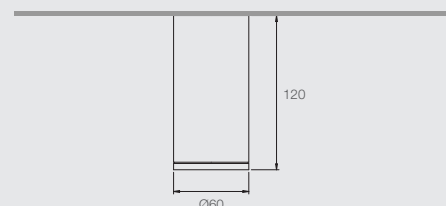


tuneWHITE™ / flexiK  
50 NEST



### DIMENSIONS (MM)

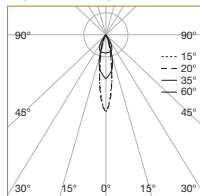
*\*Displayed height measurements are for highest point of fitting.*



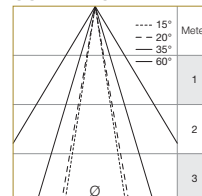
# SNOOP 3 SURFACE

## 50 NEST ND+

POLAR DIAGRAM



CONE DIAGRAM

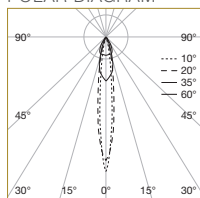

 $\emptyset = \text{DIAMETER}$ 

	E <sub>max</sub> (lx)			
	15°	20°	35°	60°
E (0°)	3734	3744	2202	763
Cone DØ (m)	0.33	0.34	0.60	1.22
E (0°)	933	936	550	191
Cone DØ (m)	0.66	0.68	1.19	2.43
E (0°)	415	416	245	85
Cone DØ (m)	0.99	1.03	1.79	3.65

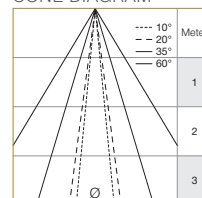
Correction Factor : 35° Nest ND+ - f = 0.67

## 50 NEST

POLAR DIAGRAM



CONE DIAGRAM

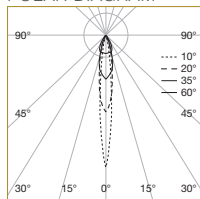

 $\emptyset = \text{DIAMETER}$ 

	E <sub>max</sub> (lx)			
	10°	20°	35°	60°
E (0°)	5555	5107	2324	805
Cone DØ (m)	0.19	0.25	0.60	1.22
E (0°)	1389	1277	581	201
Cone DØ (m)	0.37	0.51	1.19	2.43
E (0°)	617	567	258	89
Cone DØ (m)	0.56	0.77	1.79	3.65

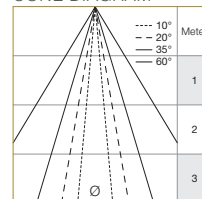
Correction Factor : 35° N - f = 0.74

## 50 NEST WARM DIM

POLAR DIAGRAM



CONE DIAGRAM

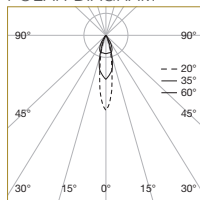

 $\emptyset = \text{DIAMETER}$ 

	E <sub>max</sub> (lx)			
	10°	20°	35°	60°
E (0°)	4296	2413	1419	491
Cone DØ (m)	0.19	0.34	0.60	1.22
E (0°)	1074	603	355	123
Cone DØ (m)	0.37	0.68	1.19	2.43
E (0°)	477	268	158	55
Cone DØ (m)	0.56	1.03	1.79	3.65

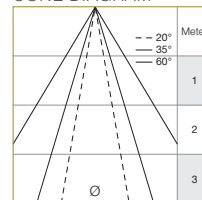
Correction Factor : 35° N WD - f = 0.72

## 50 NEST tuneWHITE™ / flexiK

POLAR DIAGRAM



CONE DIAGRAM


 $\emptyset = \text{DIAMETER}$ 

	E <sub>max</sub> (lx)		
	20°	35°	60°
E (0°)	2496	1468	508
Cone DØ (m)	0.34	0.60	1.22
E (0°)	624	367	127
Cone DØ (m)	0.68	1.19	2.43
E (0°)	277	163	56
Cone DØ (m)	1.03	1.79	3.65

Correction Factor : Coin TWiK - f = 0.60

# SNOOP 3 SURFACE

## ORDERING MATRIX CHART

FIXTURE				SINGLE CCT LED MODULE				DRIVER
Type	Colour	Reflector Color	Accessories	LED Power	Beam Angle	Colour Temp	CRI	Dimming
<b>SNOOP-3SM</b>	---	---	---	---	---	---	---	---
<b>WH</b> Matt White	<b>WH</b> Matt White	<b>AGL</b> Anti-Glare Louvre		<b>35N</b> 7.5W	<b>10</b> 10°	<b>27</b> 2700K	Standard	<b>ND</b> Non-Dim
<b>MB</b> Matt Black	<b>MB</b> Matt Black	<b>SL</b> Soft Lens		<b>50N</b> 10W	<b>20</b> 20°	<b>30</b> 3000K	<b>PA</b> ProART	<b>PH</b> Phase
	<b>WB</b> White/Black	<b>LSL</b> Linear Spread Lens			<b>35</b> 35°	<b>35</b> 3500K		<b>AN</b> 0-10V
	<b>CB</b> Chrome Black				<b>60</b> 60°	<b>40</b> 4000K		<b>DA</b> DALI
	<b>CG</b> Chrome Gold					<b>50</b> 5000K		
				<b>35N</b> 6.4W	<b>15</b> 15°	<b>27</b> 2700K	<b>PA</b> ProART	<b>ND+</b> PRO Non-Dim
				<b>50N</b> 9.5W	<b>20</b> 20°	<b>30</b> 3000K		
					<b>35</b> 35°	<b>35</b> 3500K		
					<b>60</b> 60°			
WARM DIM LED MODULE								DRIVER
				<b>35N</b> 7.5W	<b>10</b> 10°	<b>WD</b> WARM DIM	<b>PA</b> ProART	<b>PH</b> Phase
				<b>50N</b> 10W	<b>20</b> 20°			<b>AN</b> 0-10V
					<b>35</b> 35°			<b>DA</b> DALI
					<b>60</b> 60°			
tuneWHITE™ LED MODULE								DRIVER
				<b>50N</b> 10W	<b>20</b> 20°	<b>TW18</b> tuneWHITE™ 1800K-4000K	<b>PA</b> ProART	<b>DA</b> DALI
					<b>35</b> 35°	<b>TW27</b> tuneWHITE™ 2700K-6500K		
					<b>60</b> 60°			
flexiK LED MODULE								DRIVER
				<b>50N</b> 10W	<b>20</b> 20°	<b>FK##</b> flexiK	<b>PA</b> ProART	<b>PH</b> Phase
					<b>35</b> 35°			<b>AN</b> 0-10V
					<b>60</b> 60°			<b>DA</b> DALI

example: SNOOP-3SM.WH.CG.SL.50N.20.30.PH

\*Custom RAL colour options available.

## denotes the first two digits of preferred CCT ranging from 1800K to 6500K by increment of 100K