

SNOOP 3 TRACK


TRACK MOUNTED
LUMINAIRE



FIXTURE COLOUR OPTIONS



REFLECTOR COLOUR OPTIONS



tuneWHITE™ and flexiK are recommended to pair with Soft Lens for better colour mixing effect.

- Compatible with MR16, 35 and 50 NEST series LED modules
- Colour temperature options: 2700K, 3000K, 3500K, 4000K, 5000K, tuneWHITE™, WARM DIM, flexiK
- Colour rendering index: 85 or 95
- Up to 50,000 hours L80 lamp life with LM80 tested LED chip packages
- Beam pattern options: 10°, 15°, 20°, 35°, 60° (depending on LED module)
- Luminous flux: 420lm to 950lm (depending on LED module)
- Supplied with non-dimmable or phase, 0-10V, DALI dimmable, with local dimming features
- Full angle adjustable
- ATePS™ Automated Thermal Protection System
- ComfyEYE, reduced flicker percentage
- X-BEAM, maximising light output ratio with converging optical lens
- Interchangeable LED module system
- Optional linear spread lens, soft lens and honeycomb anti-glare louvre



AVAILABLE OPTIONS

LED MODULE




TEMPERATURE



DRIVER

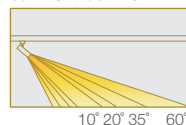


ACCESSORIES

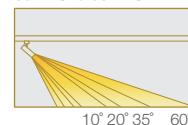


BEAM ANGLE

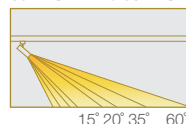
SINGLE CCT
35 NEST / 50 NEST



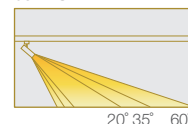
WARM DIM
35 NEST / 50 NEST



SINGLE CCT
35 NEST ND+ / 50 NEST ND+

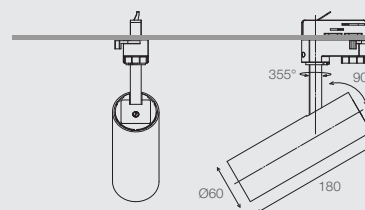


tuneWHITE™ / flexiK
50 NEST



DIMENSIONS (MM)

**Displayed height measurements are for highest point of tilting.*

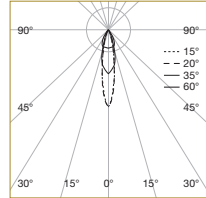


PHOTOMETRICS

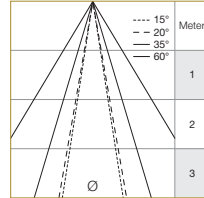
SNOOP 3 TRACK

50 NEST ND+

POLAR DIAGRAM



CONE DIAGRAM



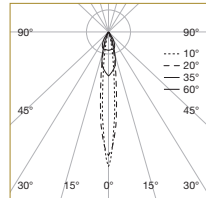
Ø = DIAMETER

	Emax (lx)			
	15°	20°	35°	60°
E (0°)	3734	3744	2202	763
Cone DØ (m)	0.33	0.34	0.60	1.22
E (0°)	933	936	550	191
Cone DØ (m)	0.66	0.68	1.19	2.43
E (0°)	415	416	245	85
Cone DØ (m)	0.99	1.03	1.79	3.65

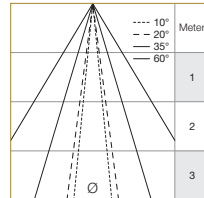
Correction Factor : 35Nest ND+ - f = 0.67

50 NEST

POLAR DIAGRAM



CONE DIAGRAM



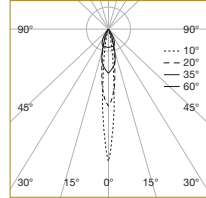
Ø = DIAMETER

	Emax (lx)			
	10°	20°	35°	60°
E (0°)	5555	5107	2324	805
Cone DØ (m)	0.19	0.25	0.60	1.22
E (0°)	1389	1277	581	201
Cone DØ (m)	0.37	0.51	1.19	2.43
E (0°)	617	567	258	89
Cone DØ (m)	0.56	0.77	1.79	3.65

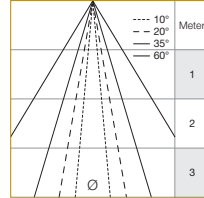
Correction Factor : 35N - f = 0.74

50 NEST WARM DIM

POLAR DIAGRAM



CONE DIAGRAM



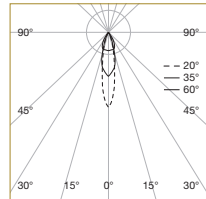
Ø = DIAMETER

	Emax (lx)			
	10°	20°	35°	60°
E (0°)	4296	2413	1419	491
Cone DØ (m)	0.19	0.34	0.60	1.22
E (0°)	1074	603	355	123
Cone DØ (m)	0.37	0.68	1.19	2.43
E (0°)	477	268	158	55
Cone DØ (m)	0.56	1.03	1.79	3.65

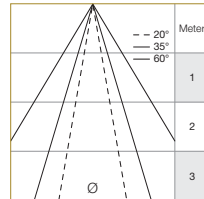
Correction Factor : 35N WD - f = 0.72

50 NEST tuneWHITE™ / flexiK

POLAR DIAGRAM



CONE DIAGRAM



Ø = DIAMETER

	Emax (lx)		
	20°	35°	60°
E (0°)	2496	1468	508
Cone DØ (m)	0.34	0.60	1.22
E (0°)	624	367	127
Cone DØ (m)	0.68	1.19	2.43
E (0°)	277	163	56
Cone DØ (m)	1.03	1.79	3.65

Correction Factor : Coin TWIK - f = 0.60

SNOOP 3 TRACK

ORDERING MATRIX CHART

FIXTURE					SINGLE CCT LED MODULE				DRIVER								
Type	Colour	Reflector Color	Accessories	Adapter	LED Power	Beam Angle	Colour Temp	CRI	Dimming								
SNOOP-3																	
WH	Matt White	WH	Matt White	AGL	Anti-Glare Louvre	3AC	3 Circuit AC	35N	7.5W	10	10°	27	2700K	Standard	ND	Non-Dim	
MB	Matt Black	MB	Matt Black	SL	Soft Lens	1DT	1 Circuit AC + Data	50N	10W	20	20°	30	3000K	PA	ProART	PH	Phase
		WB	White/Black	LSL	Linear Spread Lens	3DT	3 Circuit AC + Data			35	35°	35	3500K		AN	0-10V	
		CB	Chrome Black	LBA	Local Brightness Adjuster					60	60°	40	4000K		DA	DALI	
		CG	Chrome Gold									50	5000K				
								35N	6.4W	15	15°	27	2700K	PA	ProART	ND+	PRO Non-Dim
								50N	9.5W	20	20°	30	3000K				
										35	35°	35	3500K				
										60	60°						
									WARM DIM LED MODULE				DRIVER				
								35N	7.5W	10	10°	WD	WARM DIM	PA	ProART	PH	Phase
								50N	10W	20	20°				AN	0-10V	
										35	35°				DA	DALI	
										60	60°						
									tuneWHITE™ LED MODULE				DRIVER				
								50N	10W	20	20°	TW18	tuneWHITE™ 1800K-4000K	PA	ProART	DA	DALI
										35	35°	TW27	tuneWHITE™ 2700K-6500K				
										60	60°						
									flexiK LED MODULE				DRIVER				
								50N	10W	20	20°	FK##	flexiK	PA	ProART	PH	Phase
										35	35°				AN	0-10V	
										60	60°				DA	DALI	

example: SNOOP-3.MB.CB.AGL.3AC.50N.20.30.PH

*Custom RAL colour options available.

denotes the first two digits of preferred CCT ranging from 1800K to 6500K by increment of 100K