

SNOOP 4 CANOPY SHORT

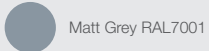
OUTDOOR CANOPY MOUNT
LUMINAIRE



- Compatible with 100CLO and 100CLE series LED modules
- Colour temperature options: 2700K, 3000K, 3500K, 4000K, 5000K
- Colour rendering index: 85 or 95
- Up to 50,000 hours L80 lamp life with LM80 tested LED chip packages
- Beam pattern options: 20°, 35°, 60°
(depending on LED module)
- Luminous Flux (lm): 1600lm to 2000lm (depending on LED module)
- Supplied with non-dimmable or phase/0-10V/DALI dimmable LED driver
- Angle bracket adjustment -90° to +90°
Rotational adjustment 0° to 359°
- IP66 IK08
- ATePS™ Automated Thermal Protection System
- ComfyEYE, reduced flicker percentage
- X-BEAM, maximising light output ratio with converging optical lens
- Interchangeable LED module system
- Optional linear spread lens, soft lens and honeycomb anti-glare louvre



FIXTURE
COLOUR OPTIONS

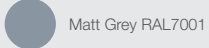


Matt Grey RAL7001



Matt Black RAL9011

REFLECTOR
COLOUR OPTIONS



Matt Grey RAL7001



Matt Black RAL9011

AVAILABLE OPTIONS

LED MODULE



100CLO/100CLE

COLOUR TEMPERATURE



ProART

DRIVER



(ND)



(PH)



(AN)



(DA)

ACCESSORIES



Honeycomb
Anti-Glare Louvre



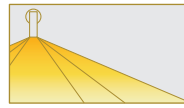
Soft Lens



Linear
Spread Lens

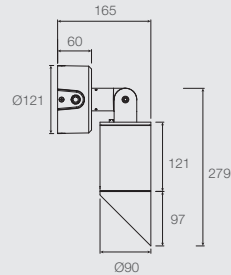
BEAM ANGLE

SINGLE CCT
100 CLO / 100 CLE



20° 35° 60°

DIMENSIONS (MM)

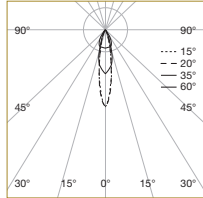


PHOTOMETRICS

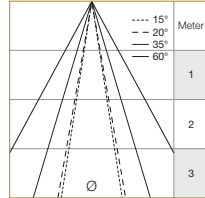
SNOOP CANOPY

50 NEST ND+

POLAR DIAGRAM



CONE DIAGRAM



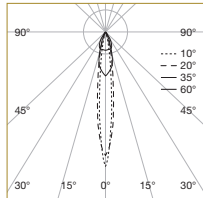
Ø = DIAMETER

	Emax (lx)			
	15°	20°	35°	60°
E (0°)	3814	3824	2249	779
Cone DØ (m)	0.33	0.35	0.58	1.09
E (0°)	954	956	562	195
Cone DØ (m)	0.67	0.69	1.17	2.17
E (0°)	424	425	250	87
Cone DØ (m)	1.00	1.04	1.75	3.26

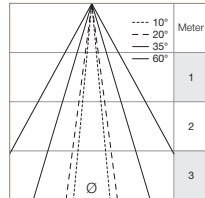
Correction Factor : 35Nest ND+ - f = 0.67

50 NEST

POLAR DIAGRAM



CONE DIAGRAM



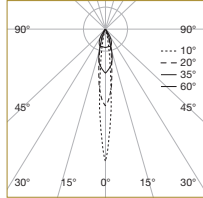
Ø = DIAMETER

	Emax (lx)			
	10°	20°	35°	60°
E (0°)	5675	5217	2374	822
Cone DØ (m)	0.19	0.26	0.58	1.09
E (0°)	149	1304	594	206
Cone DØ (m)	0.37	0.51	1.17	2.17
E (0°)	631	580	264	91
Cone DØ (m)	0.56	0.77	1.75	3.25

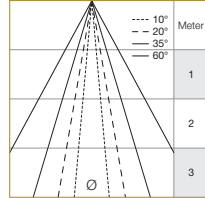
Correction Factor : 35N - f = 0.74

50 NEST WARM DIM

POLAR DIAGRAM



CONE DIAGRAM



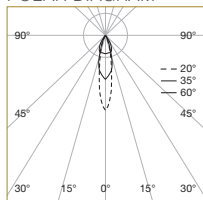
Ø = DIAMETER

	Emax (lx)			
	10°	20°	35°	60°
E (0°)	4389	2465	1449	502
Cone DØ (m)	0.19	0.35	0.58	1.09
E (0°)	1097	616	362	126
Cone DØ (m)	0.37	0.69	1.17	2.17
E (0°)	488	274	161	56
Cone DØ (m)	0.55	1.04	1.75	3.25

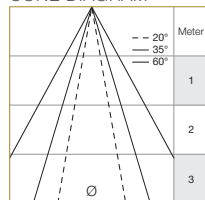
Correction Factor : 35N WD - f = 0.72

50 NEST tuneWHITE™ / flexik

POLAR DIAGRAM



CONE DIAGRAM

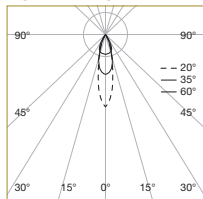


Ø = DIAMETER

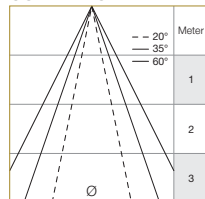
	Emax (lx)		
	20°	35°	60°
E (0°)	2550	1499	519
Cone DØ (m)	0.35	0.58	1.09
E (0°)	637	375	130
Cone DØ (m)	0.69	1.17	2.17
E (0°)	283	167	58
Cone DØ (m)	1.04	1.75	3.25

100 PLE

POLAR DIAGRAM



CONE DIAGRAM



Ø = DIAMETER

	Emax (lx)		
	20°	35°	60°
E (0°)	12050	6272	3305
Cone DØ (m)	0.40	0.68	1.00
E (0°)	3012	1568	826
Cone DØ (m)	0.81	1.37	1.99
E (0°)	1339	697	367
Cone DØ (m)	1.21	2.05	2.99

Correction Factor : 100C - f = 0.69
 100P WD - f = 0.73
 100C TWIK - f = 0.63

SNOOP 4 CANOPY

ORDERING MATRIX CHART

FIXTURE						SINGLE CCT LED MODULE				DRIVER
Type	IP	Shape	Colour	Reflector Colour	Accessories	LED Power	Beam Angle	Colour Temp	CRI	Dimming
SNOOP-4CN										
	IP66	Standard	GR Matt Grey	GR Matt Grey	None	100CLO 13W	20 20°	27 2700K	Standard	ND Non-Dim
			MB Matt Black	MB Matt Black	AGL Anti-Glare Louvre	100CLE 17W	35 35°	30 3000K	PA ProART	PH Phase
					SL Soft Lens	100PLE 23W	60 60°	35 3500K		AN 0-10V
					LSL Linear Spread Lens			40 4000K		DA DALI
								50 5000K		
WARM DIM LED MODULE										DRIVER
						100PLE 23W	20 20°	WD WARM DIM	PA ProART	PH Phase
							35 35°			AN 0-10V
							60 60°			DA DALI
tuneWHITE™ LED MODULE										DRIVER
						100PLE 23W	20 20°	TW18 tuneWHITE™ 1800K-4000K	PA ProART	DA DALI
							35 35°	TW27 tuneWHITE™ 2700K-6500K		
							60 60°			
flexiK LED MODULE										DRIVER
						100PLE 23W	20 20°	FK## flexiK	PA ProART	PH Phase
							35 35°			AN 0-10V
							60 60°			DA DALI

example: SNOOP-4CN.IP66.GR.GR.AGL.100PLE.20.27.PH
 *Custom RAL colour options available.

denotes the first two digits of preferred CCT ranging from 1800K to 6500K by increment of 100K

SNOOP 4 CANOPY SHORT

ORDERING MATRIX CHART

FIXTURE						SINGLE CCT LED MODULE				DRIVER
Type	IP	Shape	Colour	Reflector Colour	Accessories	LED Power	Beam Angle	Colour Temp	CRI	Dimming
SNOOP-4CN										
	IP66	S Short	GR Matt Grey	GR Matt Grey	None	100CLO 13W	20 20°	27 2700K	Standard	ND Non-Dim
			MB Matt Black	MB Matt Black	AGL Anti-Glare Louvre	100CLE 17W	35 35°	30 3000K	PA ProART	PH Phase
					SL Soft Lens		60 60°	35 3500K		AN 0-10V
					LSL Linear Spread Lens			40 4000K		DA DALI
								50 5000K		

example: SNOOP-4CN.IP66.S.GR.GR.AGL.100CLE.20.27.PH
 *Custom RAL colour options available.