

ARTIS 3 DUO TILT

SNOOT MULTI-AXIS TILT
DOWNLIGHT LUMINAIRE



FIXTURE COLOUR OPTIONS



Matt White
RAL9003



Matt Black
RAL9011

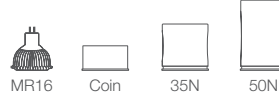
tuneWHITE™ and flexiK are recommended to be paired with Soft Lens for better colour mixing effect.

- Compatible with Coin, MR16, 35 and 50 NEST series LED modules
- Colour temperature options: 2700K, 3000K, 3500K, 4000K, 5000K, WARM DIM, flexiK, tuneWHITE™
- Colour rendering index: 85 or 95
- Up to 50,000 hours L80 lamp life with LM80 tested LED chip packages
- Beam pattern options: 10°, 15°, 20°, 35°, 60° (depending on LED module)
- Luminous flux: 700lm to 1900lm (depending on LED module)
- Supplied with non-dimmable or phase/0-10V/DALI dimmable LED driver
- 110mm x 210mm cutout
- +/-30° multi-axis tilt
- ATePS™ Automated Thermal Protection System
- ComfyEYE, reduced flicker percentage
- X-BEAM, maximising light output ratio with converging optical lens
- Interchangeable LED module system
- Optional linear spread lens, colour, light effect filters and honeycomb anti-glare louvre



AVAILABLE OPTIONS

LED MODULE




COLOUR TEMPERATURE



DRIVER

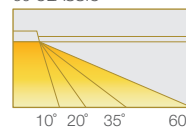


ACCESSORIES

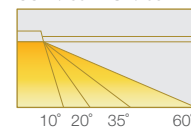


BEAM ANGLE

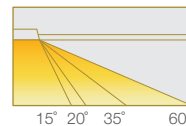
SINGLE CCT
COIN / 35 NEST / 50 NEST /
50 CLASSIC



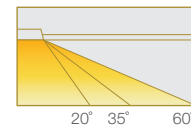
WARM DIM
COIN / 35 NEST / 50 NEST



SINGLE CCT
35 NEST ND+ / 50 NEST ND+



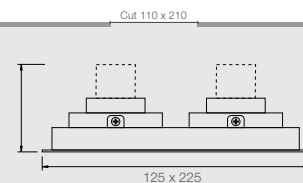
tuneWHITE™ / flexiK
COIN / 50 NEST



DIMENSIONS (MM)

**Displayed height measurements are for highest point of tilting.*

Coin	: 59
35N	: 80
50N	: 103
MR16	: 80

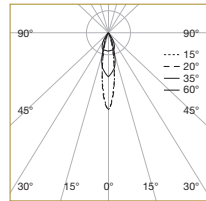


PHOTOMETRICS

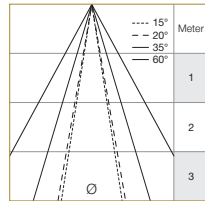
ARTIS 3 SQUARE

50 NEST ND+

POLAR DIAGRAM



CONE DIAGRAM



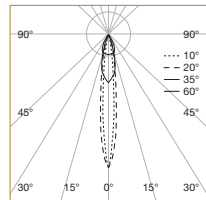
Ø = DIAMETER

	E _{max} (lx)			
	15°	20°	35°	60°
E (0°)	3814	3824	2249	779
Cone DØ (m)	0.33	0.35	0.58	1.09
E (0°)	954	956	562	195
Cone DØ (m)	0.67	0.69	1.17	2.17
E (0°)	424	425	250	87
Cone DØ (m)	1.00	1.04	1.75	3.26

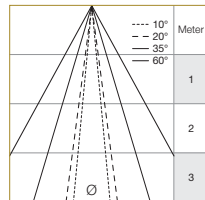
Correction Factor : 35Nest ND+ - f = 0.67

50 NEST

POLAR DIAGRAM



CONE DIAGRAM



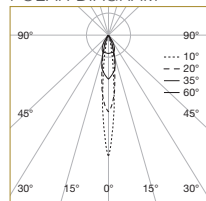
Ø = DIAMETER

	E _{max} (lx)			
	10°	20°	35°	60°
E (0°)	5675	5217	2374	822
Cone DØ (m)	0.19	0.26	0.58	1.09
E (0°)	149	1304	594	206
Cone DØ (m)	0.37	0.51	1.17	2.17
E (0°)	631	580	264	91
Cone DØ (m)	0.56	0.77	1.75	3.25

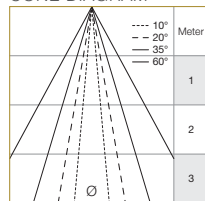
Correction Factor : 35N - f = 0.74
Coin - f = 0.60

50 NEST WARM DIM

POLAR DIAGRAM



CONE DIAGRAM



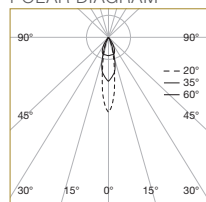
Ø = DIAMETER

	E _{max} (lx)			
	10°	20°	35°	60°
E (0°)	4389	2465	1449	502
Cone DØ (m)	0.19	0.35	0.58	1.09
E (0°)	1097	616	362	126
Cone DØ (m)	0.37	0.69	1.17	2.17
E (0°)	488	274	161	56
Cone DØ (m)	0.55	1.04	1.75	3.25

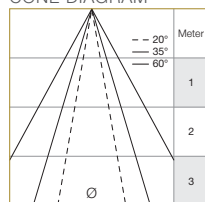
Correction Factor : 35N WD - f = 0.72
COIN WD - f = 0.60

50 NEST tuneWHITE™ / flexiK

POLAR DIAGRAM



CONE DIAGRAM




Ø = DIAMETER

	E _{max} (lx)		
	20°	35°	60°
E (0°)	2550	1499	519
Cone DØ (m)	0.35	0.58	1.09
E (0°)	637	375	130
Cone DØ (m)	0.69	1.17	2.17
E (0°)	283	167	58
Cone DØ (m)	1.04	1.75	3.25

Correction Factor : Coin TWIK - f = 0.60

ARTIS 3 SQUARE

ORDERING MATRIX CHART



FIXTURE						SINGLE CCT LED MODULE				DRIVER
Type	Head	Shape	Angle	Colour	Accessories	LED Power	Beam Angle	Colour Temp	CRI	Dimming
ARTIS-3										
U UNO	SQ Square	TL Tilt	WH Matt White	None		COIN 4.5W	10 10°	27 2700K	Standard	ND Non-Dim
D DUO			MB Matt Black	AGL Anti-Glare Louvre		35N 5.5W	20 20°	30 3000K	PA ProART	PH Phase
T TRIO				SL Soft Lens		50N 7.5W	35 35°	35 3500K		AN 0-10V
				LSL Linear Spread Lens			60 60°	40 4000K		DA DALI
							50 5000K			
						35N 5.8W	15 15°	27 2700K	PA ProART	ND+ PRO Non-Dim
						50N 8.7W	20 20°	30 3000K		
							35 35°	35 3500K		
							60 60°			
WARM DIM LED MODULE										DRIVER
COIN 4.5W	10 10°	WD WARM DIM	PA ProART	PH Phase						
35N 5.5W	20 20°			AN 0-10V						
50N 7.5W	35 35°			DA DALI						
	60 60°									
tuneWHITE™ LED MODULE										DRIVER
COIN 4.5W	20 20°	TW18 tuneWHITE™ 1800K-4000K	PA ProART	DA DALI						
50N 7.5W	35 35°	TW27 tuneWHITE™ 2700K-6500K								
	60 60°									
flexiK LED MODULE										DRIVER
COIN 4.5W	20 20°	FK## flexiK	PA ProART	PH Phase						
50N 7.5W	35 35°			AN 0-10V						
	60 60°			DA DALI						

example: ARTIS-3.U.SQ.TL.WH.SL.50N.35.30.DA

*Custom RAL colour options available.

denotes the first two digits of preferred CCT ranging from 1800K to 6500K by increment of 100K.