

## ARTIS 4 ROUND TILT

SNOOT MULTI-AXIS TILT  
DOWNLIGHT LUMINAIRE



### FIXTURE COLOUR OPTIONS



Matt White  
RAL9003



Matt Black  
RAL9011

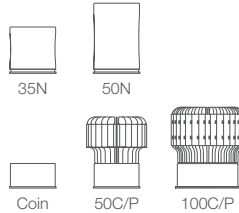
*tuneWHITE™ and flexiK are recommended to be paired with Soft Lens for better colour mixing effect.*

- Compatible with Coin, 35, 50 and 100 series LED modules
- Colour temperature options: 2700K, 3000K, 3500K, 4000K, 5000K, WARM DIM, flexiK, tuneWHITE™
- Colour rendering index: 85 or 95
- Up to 50,000 hours L80 lamp life with LM80 tested LED chip packages
- Beam pattern options: 10°, 15°, 20°, 35°, 60° (depending on LED module)
- Luminous flux: 350lm to 3000lm (depending on LED module)
- Supplied with non-dimmable or phase/0-10V/DALI dimmable LED driver
- Ø144mm cutout
- +/-30° multi-axis tilt
- ATePS™ Automated Thermal Protection System
- ComfyEYE, reduced flicker percentage
- X-BEAM, maximising light output ratio with converging optical lens
- Interchangeable LED module system
- Optional linear spread lens, colour, light effect filters and honeycomb anti-glare louvre



### AVAILABLE OPTIONS

#### LED MODULE




#### COLOUR TEMPERATURE



#### DRIVER



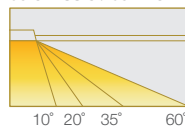
#### ACCESSORIES



#### BEAM ANGLE

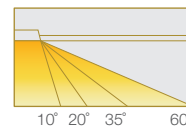
##### SINGLE CCT

COIN / 35 NEST / 50 NEST / 50 CLASSIC / 50 PRO



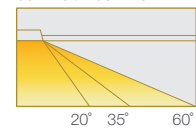
##### WARM DIM

COIN / 35 NEST / 50 NEST



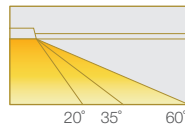
##### tuneWHITE™ / flexiK

COIN / 50 NEST / 50 PRO / 100 PRO



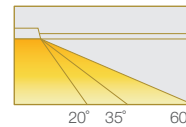
##### SINGLE CCT

100 CLASSIC / 100 PRO



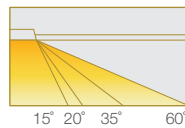
##### WARM DIM

50 PRO / 100 PRO



##### SINGLE CCT

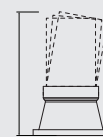
35 NEST ND+ / 50 NEST ND+



### DIMENSIONS (MM)

*\*Displayed height measurements are for highest point of tilting.*

Coin	: 68
35N	: 89
50N	: 112
50C/P	: 115
100C/P	: 125



Ø155

(refer to module driver dimensions)

The information above is at nominal values accuracy of +/-7%.

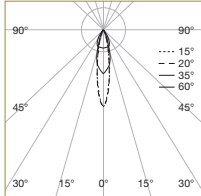
For the latest specifications please refer to the website.

PHOTOMETRICS

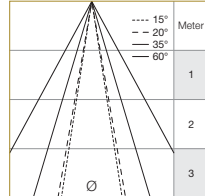
# ARTIS 4 ROUND

## 50 NEST ND+

POLAR DIAGRAM



CONE DIAGRAM



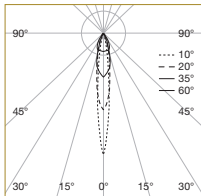
Ø = DIAMETER

	E <sub>max</sub> (lx)			
	15°	20°	35°	60°
E (0°)	3814	3824	2249	779
Cone DØ (m)	0.33	0.35	0.58	1.09
E (0°)	954	956	562	195
Cone DØ (m)	0.67	0.69	1.17	2.17
E (0°)	424	425	250	87
Cone DØ (m)	1.00	1.04	1.75	3.26

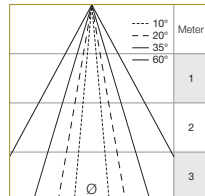
Correction Factor : 35Nest ND+ - f = 0.67

## 50 NEST WARM DIM

POLAR DIAGRAM



CONE DIAGRAM



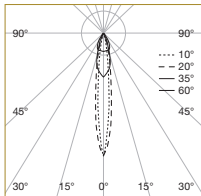
Ø = DIAMETER

	E <sub>max</sub> (lx)			
	10°	20°	35°	60°
E (0°)	4389	2465	1449	502
Cone DØ (m)	0.19	0.35	0.58	1.09
E (0°)	1097	616	362	126
Cone DØ (m)	0.37	0.69	1.17	2.17
E (0°)	488	274	161	56
Cone DØ (m)	0.55	1.04	1.75	3.25

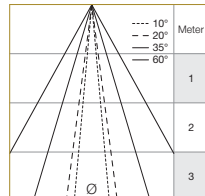
Correction Factor : 35N WD - f = 0.72  
COIN WD - f = 0.60

## 50 PRO

POLAR DIAGRAM



CONE DIAGRAM



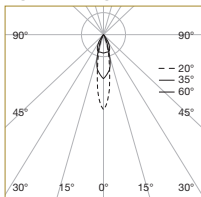
Ø = DIAMETER

	E <sub>max</sub> (lx)			
	10°	20°	35°	60°
E (0°)	9836	9043	3998	1385
Cone DØ (m)	0.19	0.26	0.58	1.09
E (0°)	2459	2261	1000	346
Cone DØ (m)	0.38	0.51	1.17	2.17
E (0°)	1093	1005	444	154
Cone DØ (m)	0.57	0.77	1.75	3.25

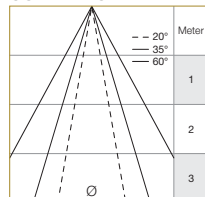
Correction Factor : 50C - f = 0.79  
50N - f = 0.61  
35N - f = 0.45  
Coin - f = 0.36

## 50 PRO WARM DIM

POLAR DIAGRAM



CONE DIAGRAM

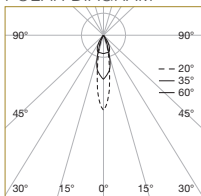


Ø = DIAMETER

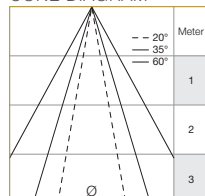
	E <sub>max</sub> (lx)		
	20°	35°	60°
E (0°)	5439	3199	1108
Cone DØ (m)	0.35	0.58	1.09
E (0°)	1360	800	277
Cone DØ (m)	0.69	1.17	2.17
E (0°)	604	355	123
Cone DØ (m)	1.04	1.75	3.25

## 50 PRO tuneWHITE™ / flexiK

POLAR DIAGRAM



CONE DIAGRAM



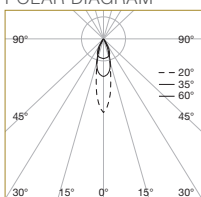
Ø = DIAMETER

	E <sub>max</sub> (lx)		
	20°	35°	60°
E (0°)	4249	2499	866
Cone DØ (m)	0.35	0.58	1.09
E (0°)	1062	625	216
Cone DØ (m)	0.69	1.17	2.17
E (0°)	472	278	96
Cone DØ (m)	1.04	1.75	3.26

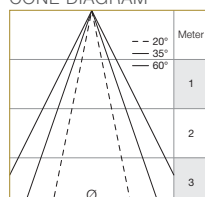
Correction Factor : 50N TWiK - f = 0.60  
Coin TWiK - f = 0.36

## 100 PRO

POLAR DIAGRAM



CONE DIAGRAM



Ø = DIAMETER

	E <sub>max</sub> (lx)		
	20°	35°	60°
E (0°)	12050	6272	3305
Cone DØ (m)	0.40	0.68	1.00
E (0°)	3012	1568	826
Cone DØ (m)	0.81	1.37	1.99
E (0°)	1339	697	367
Cone DØ (m)	1.21	2.05	2.99

Correction Factor : 100C - f = 0.69  
100P WD - f = 0.73  
100C TWiK - f = 0.63

# ARTIS 4 ROUND

## ORDERING MATRIX CHART



FIXTURE						SINGLE CCT LED MODULE				DRIVER
Type	Trim Options	Shape	Angle	Colour	Accessories	LED Power	Beam Angle	Colour Temp	CRI	Dimming
<b>ARTIS-4</b>										
	Trim	<b>RD</b> Round	<b>TL</b> Tilt	<b>WH</b> Matt White	None	<b>COIN</b> 4.5W	<b>10</b> 10°	<b>27</b> 2700K	Standard	<b>ND</b> Non-Dim
	<b>X</b> Trimless			<b>MB</b> Matt Black	<b>AGL</b> Anti-Glare Louvre	<b>35N</b> 5.5W	<b>20</b> 20°	<b>30</b> 3000K	<b>PA</b> ProART	<b>PH</b> Phase
					<b>SL</b> Soft Lens	<b>50N</b> 7.5W	<b>35</b> 35°	<b>35</b> 3500K		<b>AN</b> 0-10V
					<b>LSL</b> Linear Spread Lens	<b>50C</b> 10W	<b>60</b> 60°	<b>40</b> 4000K		<b>DA</b> DALI
						<b>50P</b> 12W		<b>50</b> 5000K		
						<b>35N</b> 5.8W	<b>15</b> 15°	<b>27</b> 2700K	<b>PA</b> ProART	<b>ND+</b> PRO Non-Dim
						<b>50N</b> 8.7W	<b>20</b> 20°	<b>30</b> 3000K		
							<b>35</b> 35°	<b>35</b> 3500K		
							<b>60</b> 60°			
						<b>100C</b> 17W	<b>20</b> 20°	<b>27</b> 2700K	Standard	<b>ND</b> Non-Dim
						<b>100P</b> 23W	<b>35</b> 35°	<b>30</b> 3000K	<b>PA</b> ProART	<b>PH</b> Phase
							<b>60</b> 60°	<b>35</b> 3500K		<b>AN</b> 0-10V
								<b>40</b> 4000K		<b>DA</b> DALI
								<b>50</b> 5000K		
						<b>WARM DIM LED MODULE</b>				<b>DRIVER</b>
						<b>COIN</b> 4.5W	<b>10</b> 10°	<b>WD</b> WARM DIM	<b>PA</b> ProART	<b>PH</b> Phase
						<b>35N</b> 5.5W	<b>20</b> 20°			<b>AN</b> 0-10V
						<b>50N</b> 7.5W	<b>35</b> 35°			<b>DA</b> DALI
						<b>50P</b> 12W	<b>60</b> 60°			
						<b>100P</b> 23W				
*10° Beam angle option is only available with Coin, 35N and 50N WARM DIM LED Modules.										
						<b>tuneWHITE™ LED MODULE</b>				<b>DRIVER</b>
						<b>COIN</b> 4.5W	<b>20</b> 20°	<b>TW18</b> tuneWHITE™ 1800K-4000K	<b>PA</b> ProART	<b>DA</b> DALI
						<b>50N</b> 7.5W	<b>35</b> 35°	<b>TW27</b> tuneWHITE™ 2700K-6500K		
						<b>50P</b> 12W	<b>60</b> 60°			
						<b>100P</b> 23W				
						<b>flexiK LED MODULE</b>				<b>DRIVER</b>
						<b>COIN</b> 4.5W	<b>20</b> 20°	<b>FK##</b> flexiK	<b>PA</b> ProART	<b>PH</b> Phase
						<b>50N</b> 7.5W	<b>35</b> 35°			<b>AN</b> 0-10V
						<b>50P</b> 12W	<b>60</b> 60°			<b>DA</b> DALI
						<b>100P</b> 23W				

example: ARTIS-4.X.RD.TL.WH.SL.100P.35.30.DA  
 \*Custom RAL colour options available.

## denotes the first two digits of preferred CCT ranging from 1800K to 6500K by increment of 100K.