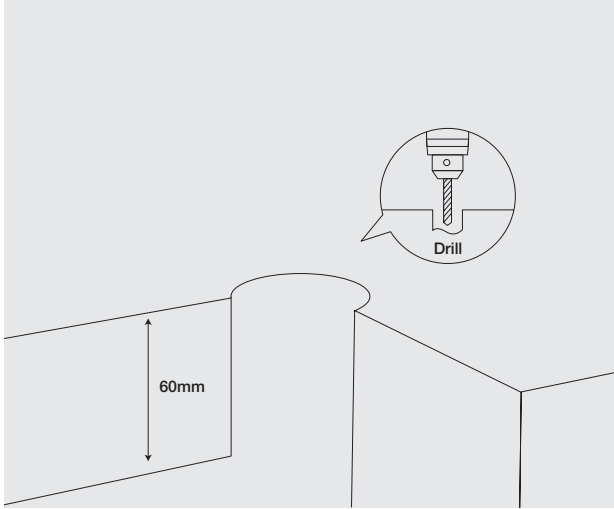


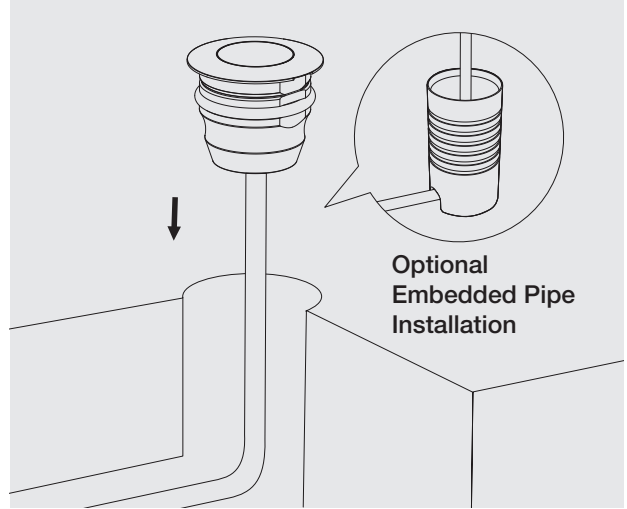
! CEILING THICKNESS 1MM ~ 20MM

⚡ PLEASE MAKE SURE THAT MAINS IS DISCONNECTED BEFORE PROCEEDING!

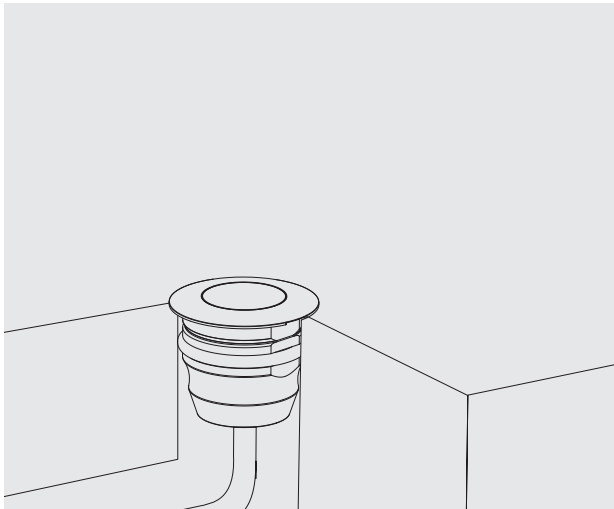
Follow the steps as illustrated below



1. Drill hole.



2. Connect wire and insert floor light to the hole.



3. Assembly complete.

SAFETY WARNING

- Product MUST be installed by a licensed electrician in accordance with local standards.
- LED lamp MUST ONLY be connected to supplied our constant current LED driver. It is not compatible with any other type of driver. Failure to adhere to this may damage fitting and will void warranty.
- DO NOT COVER lamp or driver under any circumstances.
- Ensure main supply is not energised and/or disconnected prior to installation and connected/disconnection of lamp from driver.
- This fitting must not be Megger tested or connected during any in-circuit testing.
- No user serviceable parts. Do not attempt to disassemble or repair lamp or driver.
- Do not use in flammable or explosive environments.
- Do not attempt to modify fitting or supplied wiring in any way.
- Allow suitable air flow and ventilation around the fitting.

DIMMER COMPATIBILITY DECLARATION

Our Luminaires are designed for industry and home commonly used standard phase dimmer for best lighting effect achievement and provide additional values to our customer.

However, with thousands of dimmer models available in the market today, we cannot guarantee 100% compatibility. In order to avoid disappointment, our best advise is to use dimmer models that have been tested by us. The latest information of dimming compatibility will be available within our Dimmer Compatibility Card and can be obtained through our website and your local distributors.

If you have any dimmer model that is not within our Dimmer Compatibility Card, please kindly contact us and send in your dimmer to get tested. We will response to you within the shortest possible time and advise you about the compatibility to our Luminaires.

We will not be responsible for all losses due to the incompatibility of the dimmer to our Luminaires. Incompatibility includes abnormal operation, i.e flicker, throb, delayed on/off, failure, narrow dimming ranges etc. and not limited to the above mentioned conditions.

20200219